

LISTED COMPANIES	LISTED SHARES	MARKET CAP.	TOTAL ORDINARY SHARES	PREFERRED SHARES	PREFERRED SHARES ISSUE PRICE	TOTAL MARKET CAP.	CUR.	TRADED VOLUME	TRADED VALUE	CLOSING PRICE	OPEN PRICE	HIGH PRICE	LOW PRICE	PREVIOUS PRICE
	(MM)	(MM \$)	(MM)	(MM)	USD	(MM \$)								
SOLIDERE A	100.00	748.00	100.00			748.00	USD	7,340	54,466	7.48	7.40	7.60	7.26	7.44
SOLIDERE B	65.00	466.70	65.00			466.70	USD	6,092	43,721	7.18	7.09	7.54	7.09	7.46
BQ.LIB. POUR LE COMMERCE	71.03	66.06	152.70			142.01	USD	-	-	0.93	-	-	-	0.93
BQ.LIB. POUR LE COMMERCE PEF. "B"	0.55	55.00		0.55		55.00	USD	-	-	100.00	-	-	-	100.00
BQ.LIB. POUR LE COMMERCE PEF. "C"	0.35	35.00		0.35		35.00	USD	-	-	100.00	-	-	-	100.00
BQ.LIB. POUR LE COMMERCE PEF. "D"	0.75	75.00		0.75		75.00	USD	-	-	100.00	-	-	-	100.00
BANQUE AUDI	399.75	2198.62	399.75			2198.62	USD	500	2,750	5.50	5.50	5.50	5.50	5.50
BANQUE AUDI GDR	119.92	647.59				647.59	USD	5,646	30,488	5.40	5.40	5.40	5.40	5.70
BANQUE AUDI PREFERRED "G"	1.50	151.05		1.50	100.00	151.05	USD	1,000	100,700	100.70	100.70	100.70	100.70	100.70
BANQUE AUDI PREFERRED "H"	0.75	75.75		0.75	100.00	75.75	USD	-	-	101.00	-	-	-	101.00
BANQUE AUDI PREFERRED "I"	2.50	250.50		2.50	100.00	250.50	USD	3,850	385,770	100.20	100.20	100.20	100.20	100.50
BANK OF BEIRUT	17.75	333.63	50.47			948.79	USD	-	-	18.80	-	-	-	18.80
BANK OF BEIRUT PRIORITY	4.76	100.00				100.00	USD	-	-	21.00	-	-	-	21.00
BANK OF BEIRUT PREFERRED SHARES "H"	5.40	138.51		5.40	25.00	138.51	USD	-	-	25.65	-	-	-	25.65
BANK OF BEIRUT PREFERRED SHARES "I"	5.00	127.50		5.00	25.00	127.50	USD	-	-	25.50	-	-	-	25.50
BANK OF BEIRUT PREFERRED SHARES "J"	3.00	76.95		3.00	25.00	76.95	USD	-	-	25.65	-	-	-	25.65
BANK OF BEIRUT PREFERRED SHARES "K"	4.00	101.40		4.00	25.00	101.40	USD	-	-	25.35	-	-	-	25.35
BYBLOS BANK	565.52	859.58	565.52			859.58	USD	8,412	12,786	1.52	1.52	1.52	1.52	1.53
BYBLOS BANK GDR	1.31	101.72				101.72	USD	-	-	77.70	-	-	-	77.70
BYBLOS BANK PREFERRED SHARES 2008	2.00	203.00		2.00	100.00	203.00	USD	-	-	101.50	-	-	-	101.50
BYBLOS BANK PREFERRED SHARES 2009	2.00	204.20		2.00	96.00	204.20	USD	-	-	102.10	-	-	-	102.10
BQ.EUROPEENNE PR.M.O	51.40	66.82	62.00			80.60	USD	-	-	1.30	-	-	-	1.30
BQ.EUROPEENNE PR.M.O PREFERRED 20	0.35	34.91		0.35	100.00	34.91	USD	-	-	99.75	-	-	-	99.75
BLOM BANK GDR	73.90	811.38				811.38	USD	14,300	156,992	10.98	11.00	11.00	10.95	10.97
BLOM BANK	215.00	2349.95	215.00			2349.95	USD	8,000	87,420	10.93	10.95	10.95	10.89	10.85
RASAMNY-YOUNIS MOTORS CO	10.92	35.49	27.30			88.73	USD	-	-	3.25	-	-	-	3.25
HOLCIM Liban	19.52	282.98	19.52			282.98	USD	-	-	14.50	-	-	-	14.50
STE DES CIMENTS BLANCS N	9.00	19.44	3.00			6.48	USD	-	-	2.16	-	-	-	2.16

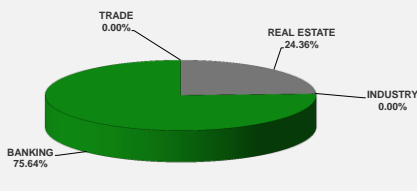
TOTAL EXECUTED 1,752.92 10,616.74 1,660.25 11,361.90 55,140 \$875,093

Official USD Closing 1507.5

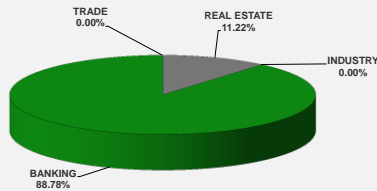
LEBANESE GLOBAL DEPOSITORY RECEIPTS	SHARES MM	BID \$	ASK \$	MID PRICE \$
BLOM BANK	73.90	10.95	11.00	10.98
BYBLOS BANK	1.31	70.00	0.00	70.00
AUDI BANK	116.24	5.20	5.49	5.35

STOCK INDEX	VALUE	PREVIOUS VALUE	% OF CHANGE
MARKET VALUE WEIGHTED INDEX	79.82	80.46	-0.80%
NUMBER OF TRANSACTIONS	27		

BEIRUT STOCK EXCHANGE DAILY TRADING VOLUME



BEIRUT STOCK EXCHANGE DAILY TRADING VALUE \$



Disclaimer: The Capital Markets Authority (CMA) publishes reports for general information purposes only. However, under no circumstances the CMA will accept any responsibility or liability in connection with the use of the information provided in these reports or on this website.

MATURITY	CURRENCY	ISSUED AMOUNT (MM)	OUTSTANDING AMOUNT (MM)	COUPON	ISSUE P.	BID\$	ASK\$	MID. P	YIELD	SPREAD	DURATION	CONVEXITY
Lebanon / 27-12-2017	USD	950.00	32.50	5.000	100.000	99.955	99.964	99.955	5.357	4.392	0.097	0.019
Lebanon / 31-12-2017	USD	2,007.51	100.38	4.000	100.000	99.927	99.937	99.927	4.622	3.533	0.105	0.022
Lebanon / 07-03-2018	USD	700.00	35.00	5.000	100.000	98.000	98.250	98.000	11.972	10.772	0.282	0.159
Lebanon / 27-05-2018	USD	200.00	20.00	5.000	100.000	98.000	98.250	98.000	13.066	7.669	0.238	0.224
Lebanon / 12-06-2018	USD	700.00	700.00	5.150	100.000	98.750	100.750	98.750	7.480	6.082	0.528	0.540
Lebanon / 12-11-2018	USD	1,025.00	1,025.00	5.150	100.000	97.616	98.605	97.616	7.740	6.148	0.926	1.311
Lebanon / 28-11-2018	EUR	445.00	445.00	5.350	100.000	100.000	102.000	100.000	5.348	6.091	0.926	1.789
Lebanon / 23-04-2019	USD	500.00	500.00	6.750	100.000	97.000	99.000	97.000	7.768	6.173	1.333	2.450
Lebanon / 20-05-2019	USD	650.00	650.00	6.000	100.000	97.250	98.740	97.250	7.988	6.262	1.399	2.660
Lebanon / 28-11-2019	USD	1,500.00	1,500.00	5.450	100.000	95.750	96.425	95.750	7.766	6.042	1.815	4.340
Lebanon / 09-03-2020	USD	1,200.00	1,200.00	6.375	100.000	96.260	97.340	96.260	8.186	6.467	2.063	5.440
Lebanon / 14-04-2020	USD	700.00	700.00	5.800	100.000	95.050	95.950	95.050	8.112	6.392	2.168	5.923
Lebanon / 19-06-2020	USD	600.00	600.00	6.150	100.000	95.625	96.625	95.625	8.062	6.254	2.266	6.560
Lebanon / 12-04-2021	USD	2,092.47	2,092.47	8.250	100.000	100.492	100.784	100.492	8.076	6.255	2.885	10.360
Lebanon / 27-05-2022	USD	500.00	500.00	6.250	100.000	93.250	94.250	93.250	8.063	6.024	3.710	17.130
Lebanon / 04-10-2022	USD	1,540.00	1,540.00	6.100	100.000	92.700	93.950	92.700	7.938	5.884	4.092	20.173
Lebanon / 27-01-2023	USD	1,100.00	1,100.00	6.000	100.000	92.050	92.150	92.050	7.896	5.843	4.240	22.050
Lebanon / 26-05-2023	USD	500.00	500.00	6.400	100.000	92.750	93.750	92.750	8.055	6.015	4.372	23.900
Lebanon / 22-04-2024	USD	700.00	700.00	6.650	100.000	92.910	93.460	92.910	8.086	5.859	5.048	31.320
Lebanon / 04-11-2024	USD	500.00	538.47	6.250	100.000	90.500	91.225	90.500	8.061	5.830	5.436	36.231
Lebanon / 03-12-2024	USD	250.00	250.00	7.000	100.000	94.581	95.631	94.581	8.023	5.791	5.235	35.011
Lebanon / 26-02-2025	USD	800.00	800.00	6.200	100.000	90.350	90.990	90.350	7.973	5.743	5.566	38.531
Lebanon / 12-06-2025	USD	800.00	800.00	6.250	100.000	90.125	92.125	90.125	8.017	5.806	5.656	40.510
Lebanon / 27-11-2026	USD	1,600.00	1,600.00	6.600	100.000	90.650	91.700	90.650	8.080	5.735	6.337	52.371
Lebanon / 23-03-2027	USD	1,250.00	1,250.00	6.850	100.000	91.410	91.530	91.410	8.181	5.818	6.580	55.735
Lebanon / 29-11-2027	USD	1,000.00	1,000.00	6.750	100.000	90.600	91.300	90.600	8.140	5.793	6.771	60.900
Lebanon / 03-11-2028	USD	500.00	893.20	6.650	100.000	90.400	90.980	90.400	7.981	5.637	7.451	72.224
Lebanon / 25-05-2029	USD	1,000.00	1,000.00	6.850	100.000	90.750	91.750	90.750	8.101	5.773	7.389	74.290
Lebanon / 26-02-2030	USD	1,400.00	1,400.00	6.650	100.000	89.000	89.450	89.000	8.078	5.735	7.869	83.413
Lebanon / 22-04-2031	USD	300.00	300.00	7.000	100.000	91.410	92.090	91.410	8.058	5.714	8.309	94.060
Lebanon / 23-03-2032	USD	1,000.00	1,000.00	7.000	100.000	90.650	91.000	90.650	8.113	5.772	8.547	101.680
Lebanon / 02-11-2035	USD	600.00	600.00	7.050	100.000	90.250	91.320	90.250	8.088	5.745	9.643	135.303
Lebanon / 23-03-2037	USD	750.00	750.00	7.250	100.000	91.000	91.590	91.000	8.183	5.841	9.759	143.255
TOTAL PUBLIC SECTOR EUROBONDS		29,439.101	26,201.13									

EURO CDS

Not Available

LEBANESE PRIVATE SECTOR EUROBONDS

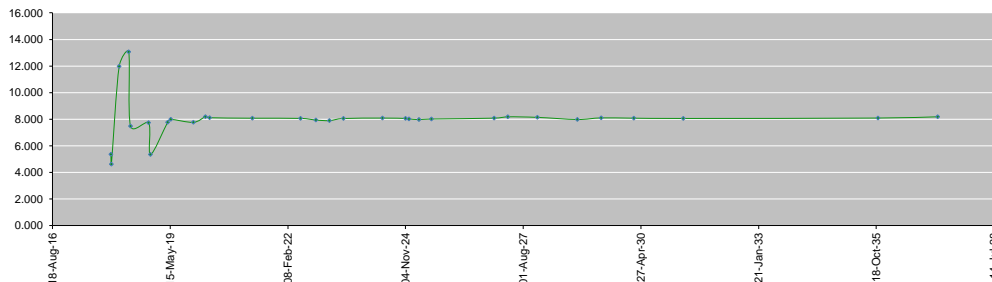
MATURITY	SIZE MM	TYPE	COUPON	Issue P.	BID \$	Ask \$	MID. P	YIELD	SPREAD	DURATION	CONVEXITY
BANK MED S.A.L/14-12-2017	USD 500	Euro CD	5.38	99.46	100.24	100.24	100.24	1.27	0.21	0.06	0.01
BANK BYBLOS S.A.L/21-06-2021	USD 300	Note	7	100	101.39	101.70	101.39	6.56	4.73	3.05	11.66

World Yields in Native Terms	O/N	3 Months	6 Months	9 Months	1 Year	2 Years	3 Years	5 Years	7 Years	10 Years	30 Years
EUR	-	-0.91	-0.78	-0.73	-0.74	-0.71	-0.63	-0.35	-0.08	0.36	1.23
U.S.A	-	1.27	1.42	--	1.59	1.73	1.83	2.06	2.23	2.34	2.78
U.K	-	0.41	0.46	--	0.44	0.50	0.54	0.78	1.00	1.31	1.86
Japan	-	-0.24	-0.18	-0.13	-0.19	-0.19	-0.15	-0.12	-0.07	0.03	0.82

Libor	USD	EUR	JPY	GBP
1 Months	1.29	-0.40	-0.02	0.49
2 Months	1.38	-0.39	-0.03	0.51
3 Months	1.44	-0.38	-0.03	0.53
6 Months	1.63	-0.31	0.01	0.59
1 Year	1.91	-0.24	0.12	0.78

Spot Rates	Bid	Ask
Lebanese Pound	1511.00	1521.00
Euro	1.18	1.1782
British Sterling Pound	1.32	1.3239
Japanese Yen	112.21	112.2200
Gold	1291.20	1292.01

Lebanese Republic USD Eurobonds Yield Curve



Disclaimer: The Capital Markets Authority (CMA) publishes reports for general information purposes only. However, under no circumstances the CMA will accept any responsibility or liability in connection with the use of the information provided in these reports or on this website.

Contact us by email: research@cma.gov.lb