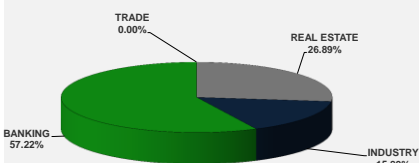


LISTED COMPANIES	LISTED SHARES	MARKET CAP.	TOTAL ORDINARY SHARES	PREFERRED SHARES	PREFERRED SHARES ISSUE PRICE	TOTAL MARKET CAP.	CUR.	TRADED VOLUME	TRADED VALUE	CLOSING PRICE	OPEN PRICE	HIGH PRICE	LOW PRICE	PREVIOUS PRICE
	(MM)	(MM \$)	(MM)	(MM)	USD	(MM \$)								
SOLIERE A	100.00	794.00	100.00			794.00	USD	19,671	155,154	7.94	7.86	8.00	7.86	8.00
SOLIERE B	65.00	512.85	65.00			512.85	USD	4,497	35,570	7.89	7.86	7.95	7.86	7.83
BQ.LIB. POUR LE COMMERCE	71.03	66.06	152.70			142.01	USD	-	-	0.93	-	-	-	0.93
BQ.LIB. POUR LE COMMERCE PEF. "B"	0.55	55.00		0.55		55.00	USD	-	-	100.00	-	-	-	100.00
BQ.LIB. POUR LE COMMERCE PEF. "C"	0.35	35.00		0.35		35.00	USD	-	-	100.00	-	-	-	100.00
BQ.LIB. POUR LE COMMERCE PEF. "D"	0.75	75.00		0.75		75.00	USD	-	-	100.00	-	-	-	100.00
BANQUE AUDI	399.75	2198.62	399.75			2198.62	USD	-	-	5.50	-	-	-	5.50
BANQUE AUDI GDR	119.92	659.59				659.59	USD	-	-	5.50	-	-	-	5.50
BANQUE AUDI PREFERRED "G"	1.50	150.45		1.50	100.00	150.45	USD	1,400	140,420	100.30	100.30	100.30	100.30	100.70
BANQUE AUDI PREFERRED "H"	0.75	75.30		0.75	100.00	75.30	USD	-	-	100.40	-	-	-	100.40
BANQUE AUDI PREFERRED "I"	2.50	250.25		2.50	100.00	250.25	USD	-	-	100.10	-	-	-	100.10
BANK OF BEIRUT	17.75	333.63	50.47			948.79	USD	-	-	18.80	-	-	-	18.80
BANK OF BEIRUT PRIORITY	4.76	100.00				100.00	USD	-	-	21.00	-	-	-	21.00
BANK OF BEIRUT PREFERRED SHARES "H"	5.40	138.51		5.40	25.00	138.51	USD	-	-	25.65	-	-	-	25.65
BANK OF BEIRUT PREFERRED SHARES "I"	5.00	127.50		5.00	25.00	127.50	USD	-	-	25.50	-	-	-	25.50
BANK OF BEIRUT PREFERRED SHARES "J"	3.00	76.95		3.00	25.00	76.95	USD	7,800	200,070	25.65	25.65	25.65	25.65	25.65
BANK OF BEIRUT PREFERRED SHARES "K"	4.00	101.40		4.00	25.00	101.40	USD	-	-	25.35	-	-	-	25.35
BYBLOS BANK	565.52	904.82	565.52			904.82	USD	-	-	1.60	-	-	-	1.60
BYBLOS BANK GDR	1.31	101.72				101.72	USD	-	-	77.70	-	-	-	77.70
BYBLOS BANK PREFERRED SHARES 2008	2.00	202.60		2.00	100.00	202.60	USD	-	-	101.30	-	-	-	101.30
BYBLOS BANK PREFERRED SHARES 2009	2.00	204.00		2.00	96.00	204.00	USD	-	-	102.00	-	-	-	102.00
BQ.EUROPEENNE PR.M.O	51.40	66.82	62.00			80.60	USD	-	-	1.30	-	-	-	1.30
BQ.EUROPEENNE PR.M.O PREFERRED 20	0.35	34.91		0.35	100.00	34.91	USD	-	-	99.75	-	-	-	99.75
BLOM BANK GDR	73.90	849.07				849.07	USD	33,000	379,400	11.49	11.50	11.50	11.45	11.41
BLOM BANK	215.00	2375.75	215.00			2375.75	USD	9,220	101,881	11.05	11.05	11.05	11.05	10.99
RASAMNY-YOUNIS MOTORS CO	10.92	35.49	27.30			88.73	USD	-	-	3.25	-	-	-	3.25
HOLCIM Liban	19.52	286.11	19.52			286.11	USD	14,282	209,330	14.66	14.51	15.00	14.51	14.90
STE DES CIMENTS BLANCS N	9.00	19.44	3.00			6.48	USD	-	-	2.16	-	-	-	2.16
TOTAL EXECUTED	1,752.92	10,830.83	1,660.25			11,575.99		89,870	\$1,221,825					
Official USD Closing		1507.5												

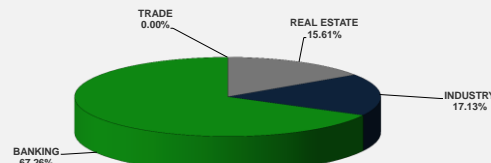
LEBANESE GLOBAL DEPOSITORY RECEIPTS	SHARES MM	BID \$	ASK \$	MID PRICE \$
BLOM BANK	73.90	11.30	11.50	11.40
BYBLOS BANK	1.31	70.00	0.00	0.00
AUDI BANK	116.24	5.40	5.80	5.60

STOCK INDEX	VALUE	PREVIOUS VALUE	% OF CHANGE
MARKET VALUE WEIGHTED INDEX	84.23	84.25	-0.03%
NUMBER OF TRANSACTIONS	39		

BEIRUT STOCK EXCHANGE DAILY TRADING VOLUME



BEIRUT STOCK EXCHANGE DAILY TRADING VALUE \$



Disclaimer: The Capital Markets Authority (CMA) publishes reports for general information purposes only. However, under no circumstances the CMA will accept any responsibility or liability in connection with the use of the information provided in these reports or on this website.

MATURITY	CURRENCY	ISSUED AMOUNT (MM)	OUTSTANDING AMOUNT (MM)	COUPON	ISSUE P.	BIDS	ASKS	MID. P	YIELD	SPREAD	DURATION	CONVEXITY
Lebanon / 27-12-2017	USD	950.00	32.50	5.000	100.000	99.958	99.965	99.958	5.446	4.398	0.075	0.011
Lebanon / 31-12-2017	USD	2,007.51	100.38	4.000	100.000	99.750	100.000	99.750	6.902	5.692	0.083	0.014
Lebanon / 07-03-2018	USD	700.00	35.00	5.000	100.000	98.000	98.250	98.000	12.529	11.271	0.261	0.136
Lebanon / 27-05-2018	USD	200.00	20.00	5.000	100.000	98.000	98.250	98.000	9.249	7.788	0.471	0.444
Lebanon / 12-06-2018	USD	700.00	700.00	5.150	100.000	99.250	101.250	99.250	6.599	5.134	0.509	0.510
Lebanon / 12-11-2018	USD	1,025.00	1,025.00	5.150	100.000	98.379	99.485	98.379	6.938	5.328	0.909	1.272
Lebanon / 28-11-2018	EUR	445.00	445.00	5.350	100.000	100.500	101.500	100.500	4.822	5.537	0.954	1.819
Lebanon / 23-04-2019	USD	500.00	500.00	6.750	100.000	98.125	99.125	98.125	6.925	5.324	1.314	2.390
Lebanon / 20-05-2019	USD	650.00	650.00	6.000	100.000	98.625	99.625	98.625	6.997	5.250	1.383	2.610
Lebanon / 28-11-2019	USD	1,500.00	1,500.00	5.450	100.000	97.050	97.800	97.050	7.061	5.311	1.852	4.405
Lebanon / 09-03-2020	USD	1,200.00	1,200.00	6.375	100.000	98.490	99.200	98.490	7.099	5.358	2.053	5.400
Lebanon / 14-04-2020	USD	700.00	700.00	5.800	100.000	97.420	98.100	97.420	6.995	5.241	2.159	5.886
Lebanon / 19-06-2020	USD	600.00	600.00	6.150	100.000	97.875	98.875	97.875	7.072	5.235	2.258	6.520
Lebanon / 12-04-2021	USD	2,092.47	2,092.47	8.250	100.000	102.875	103.875	102.875	7.267	5.436	2.882	10.350
Lebanon / 27-05-2022	USD	500.00	500.00	6.250	100.000	96.250	97.250	96.250	7.243	5.191	3.837	17.720
Lebanon / 04-10-2022	USD	1,540.00	1,540.00	6.100	100.000	95.450	96.570	95.450	7.230	5.179	4.094	20.184
Lebanon / 27-01-2023	USD	1,100.00	1,100.00	6.000	100.000	94.900	95.950	94.900	7.198	5.153	4.251	22.130
Lebanon / 26-05-2023	USD	500.00	500.00	6.400	100.000	95.875	96.875	95.875	7.326	5.275	4.531	24.790
Lebanon / 22-04-2024	USD	700.00	700.00	6.650	100.000	96.375	97.375	96.375	7.369	5.158	5.071	31.530
Lebanon / 04-11-2024	USD	500.00	538.47	6.250	100.000	93.875	94.875	93.875	7.394	5.178	5.461	36.472
Lebanon / 03-12-2024	USD	250.00	250.00	7.000	100.000	97.750	98.750	97.750	7.417	5.204	5.259	35.232
Lebanon / 26-02-2025	USD	800.00	800.00	6.200	100.000	93.300	94.000	93.300	7.410	5.189	5.587	38.737
Lebanon / 12-06-2025	USD	800.00	800.00	6.250	100.000	93.000	95.000	93.000	7.482	5.262	5.680	40.740
Lebanon / 27-11-2026	USD	1,600.00	1,600.00	6.600	100.000	94.500	95.000	94.500	7.450	5.115	6.609	54.789
Lebanon / 23-03-2027	USD	1,250.00	1,250.00	6.850	100.000	95.500	96.500	95.500	7.529	5.199	6.646	56.536
Lebanon / 29-11-2027	USD	1,000.00	1,000.00	6.750	100.000	94.440	95.330	94.440	7.552	5.230	7.083	63.970
Lebanon / 03-11-2028	USD	500.00	893.20	6.650	100.000	93.000	94.000	93.000	7.604	5.274	7.497	72.865
Lebanon / 25-05-2029	USD	1,000.00	1,000.00	6.850	100.000	94.250	95.250	94.250	7.610	5.280	7.733	78.070
Lebanon / 26-02-2030	USD	1,400.00	1,400.00	6.650	100.000	92.310	93.540	92.310	7.626	5.303	7.956	84.730
Lebanon / 22-04-2031	USD	300.00	300.00	7.000	100.000	94.250	95.250	94.250	7.694	5.364	8.383	95.290
Lebanon / 23-03-2032	USD	1,000.00	1,000.00	7.000	100.000	93.410	94.090	93.410	7.769	5.448	8.630	103.111
Lebanon / 02-11-2035	USD	600.00	600.00	7.050	100.000	93.500	94.625	93.500	7.725	5.402	9.776	138.080
Lebanon / 23-03-2037	USD	750.00	750.00	7.250	100.000	93.625	94.625	93.625	7.897	5.569	9.885	146.040
TOTAL PUBLIC SECTOR EUROBONDS		29,444.130	26,206.16									

EURO CDS

Not Available

LEBANESE PRIVATE SECTOR EUROBONDS

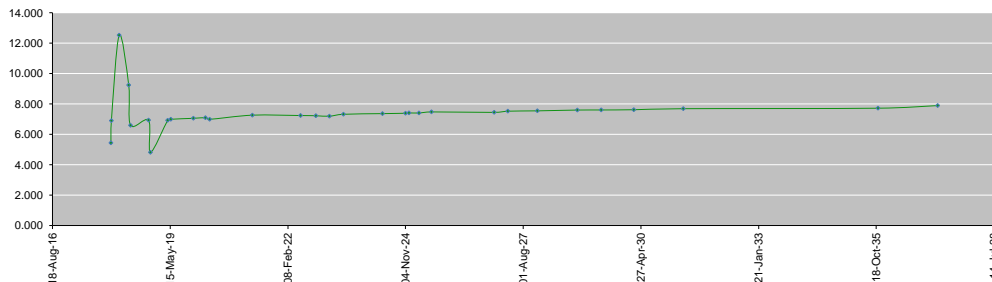
MATURITY	SIZE MM	TYPE	COUPON	Issue P.	BID \$	Ask \$	MID. P	YIELD	SPREAD	DURATION	CONVEXITY
BANK MED S.A.L/14-12-2017	USD 500	Euro CD	5.38	99.46	100.15	100.15	100.15	1.29	0.15	0.04	0.00
BANK BYBLOS S.A.L/21-06-2021	USD 300	Note	7	100	101.42	101.73	101.42	6.55	4.72	3.03	11.52

World Yields in Native Terms	O/N	3 Months	6 Months	9 Months	1 Year	2 Years	3 Years	5 Years	7 Years	10 Years	30 Years
EUR	-	-0.95	-0.78	-0.70	-0.72	-0.70	-0.63	-0.34	-0.08	0.34	1.18
U.S.A	-	1.30	1.46	--	1.60	1.74	1.83	2.04	2.21	2.32	2.77
U.K	-	0.40	0.46	--	0.44	0.48	0.52	0.75	0.96	1.26	1.82
Japan	-	-0.20	-0.18	-0.13	-0.17	-0.17	-0.14	-0.12	-0.07	0.04	0.85

Libor	USD	EUR	JPY	GBP
1 Months	1.35	-0.40	-0.02	0.50
2 Months	1.42	-0.39	-0.04	0.51
3 Months	1.48	-0.38	-0.03	0.52
6 Months	1.66	-0.32	0.01	0.58
1 Year	1.94	-0.25	0.11	0.77

Spot Rates	Bid	Ask
Lebanese Pound	1511.00	1521.00
Euro	1.19	1.1892
British Sterling Pound	1.33	1.3286
Japanese Yen	111.25	111.2600
Gold	1295.34	1295.44

Lebanese Republic USD Eurobonds Yield Curve



Disclaimer: The Capital Markets Authority (CMA) publishes reports for general information purposes only. However, under no circumstances the CMA will accept any responsibility or liability in connection with the use of the information provided in these reports or on this website.

Contact us by email: research@cma.gov.lb