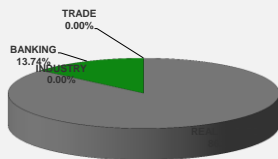


LISTED COMPANIES	LISTED SHARES	MARKET CAP.	TOTAL ORDINARY SHARES	PREFERRED SHARES	PREFERRED SHARES ISSUE PRICE	TOTAL MARKET CAP.	CUR.	TRADED VOLUME	TRADED VALUE	CLOSING PRICE	OPEN PRICE	HIGH PRICE	LOW PRICE	PREVIOUS PRICE
	(MM)	(MM \$)	(MM)	(MM)	USD	(MM \$)								
SOLIDERE A	100.00	815.00	100.00			815.00	USD	46,788	376,689	8.15	7.90	8.15	7.88	7.94
SOLIDERE B	65.00	520.00	65.00			520.00	USD	12,721	100,826	8.00	7.81	8.00	7.81	7.89
BQ.LIB. POUR LE COMMERCE	71.03	66.06	152.70			142.01	USD	-	-	0.93	-	-	-	0.93
BQ.LIB. POUR LE COMMERCE PEF. "B"	0.55	55.00		0.55		55.00	USD	-	-	100.00	-	-	-	100.00
BQ.LIB. POUR LE COMMERCE PEF. "C"	0.35	35.00		0.35		35.00	USD	-	-	100.00	-	-	-	100.00
BQ.LIB. POUR LE COMMERCE PEF. "D"	0.75	75.00		0.75		75.00	USD	-	-	100.00	-	-	-	100.00
BANQUE AUDI	399.75	2198.62	399.75			2198.62	USD	-	-	5.50	-	-	-	5.50
BANQUE AUDI GDR	119.92	671.58				671.58	USD	7,100	39,770	5.60	5.60	5.70	5.50	5.50
BANQUE AUDI PREFERRED "G"	1.50	150.45		1.50	100.00	150.45	USD	-	-	100.30	-	-	-	100.30
BANQUE AUDI PREFERRED "H"	0.75	75.30		0.75	100.00	75.30	USD	-	-	100.40	-	-	-	100.40
BANQUE AUDI PREFERRED "I"	2.50	250.25		2.50	100.00	250.25	USD	-	-	100.10	-	-	-	100.10
BANK OF BEIRUT	17.75	333.63	50.47			948.79	USD	-	-	18.80	-	-	-	18.80
BANK OF BEIRUT PRIORITY	4.76	100.00				100.00	USD	-	-	21.00	-	-	-	21.00
BANK OF BEIRUT PREFERRED SHARES "H"	5.40	138.51		5.40	25.00	138.51	USD	-	-	25.65	-	-	-	25.65
BANK OF BEIRUT PREFERRED SHARES "I"	5.00	127.50		5.00	25.00	127.50	USD	-	-	25.50	-	-	-	25.50
BANK OF BEIRUT PREFERRED SHARES "J"	3.00	76.95		3.00	25.00	76.95	USD	-	-	25.65	-	-	-	25.65
BANK OF BEIRUT PREFERRED SHARES "K"	4.00	101.40		4.00	25.00	101.40	USD	-	-	25.35	-	-	-	25.35
BYBLOS BANK	565.52	904.82	565.52			904.82	USD	-	-	1.60	-	-	-	1.60
BYBLOS BANK GDR	1.31	101.72				101.72	USD	-	-	77.70	-	-	-	77.70
BYBLOS BANK PREFERRED SHARES 2008	2.00	202.60		2.00	100.00	202.60	USD	-	-	101.30	-	-	-	101.30
BYBLOS BANK PREFERRED SHARES 2009	2.00	204.00		2.00	96.00	204.00	USD	-	-	102.00	-	-	-	102.00
BQ.EUROPEENNE PR.M.O	51.40	66.82	62.00			80.60	USD	-	-	1.30	-	-	-	1.30
BQ.EUROPEENNE PR.M.O PREFERRED 20	0.35	34.91		0.35	100.00	34.91	USD	-	-	99.75	-	-	-	99.75
BLOM BANK GDR	73.90	849.80				849.80	USD	1,601	18,412	11.50	11.50	11.50	11.50	11.49
BLOM BANK	215.00	2375.75	215.00			2375.75	USD	780	8,619	11.05	11.05	11.05	11.05	11.05
RASAMNY-YOUNIS MOTORS CO	10.92	35.49	27.30			88.73	USD	-	-	3.25	-	-	-	3.25
HOLCIM Liban	19.52	286.11	19.52			286.11	USD	-	-	14.66	-	-	-	14.66
STE DES CIMENTS BLANCS N	9.00	19.44	3.00			6.48	USD	-	-	2.16	-	-	-	2.16
TOTAL EXECUTED	1,752.92	10,871.72	1,660.25			11,616.88		68,990	\$544,316					
Official USD Closing		1507.5												

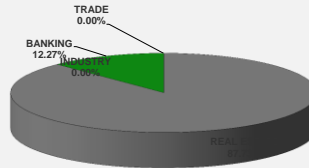
LEBANESE GLOBAL DEPOSITORY RECEIPTS	SHARES MM	BID \$	ASK \$	MID PRICE \$
BLOM BANK	73.90	11.30	11.50	11.30
BYBLOS BANK	1.31	70.00	0.00	0.00
AUDI BANK	116.24	5.41	5.60	5.51

STOCK INDEX	VALUE	PREVIOUS VALUE	% OF CHANGE
MARKET VALUE WEIGHTED INDEX	85.57	84.23	1.59%
NUMBER OF TRANSACTIONS	50		

BEIRUT STOCK EXCHANGE DAILY TRADING VOLUME



BEIRUT STOCK EXCHANGE DAILY TRADING VALUE \$



Disclaimer: The Capital Markets Authority (CMA) publishes reports for general information purposes only. However, under no circumstances the CMA will accept any responsibility or liability in connection with the use of the information provided in these reports or on this website.

MATURITY	CURRENCY	ISSUED AMOUNT (MM)	OUTSTANDING AMOUNT (MM)	COUPON	ISSUE P.	BID\$	ASK\$	MID. P	YIELD	SPREAD	DURATION	CONVEXITY
Lebanon / 27-12-2017	USD	950.00	32.50	5.000	100.000	99.957	99.964	99.957	5.481	4.395	0.072	0.010
Lebanon / 31-12-2017	USD	2,007.51	100.38	4.000	100.000	99.750	100.000	99.750	7.003	5.743	0.080	0.013
Lebanon / 07-03-2018	USD	700.00	35.00	5.000	100.000	98.000	98.250	98.000	12.605	11.373	0.258	0.134
Lebanon / 27-05-2018	USD	200.00	10.00	5.000	100.000	98.000	98.250	98.000	9.271	7.820	0.468	0.439
Lebanon / 12-06-2018	USD	700.00	700.00	5.150	100.000	99.250	101.250	99.250	6.607	5.157	0.506	0.510
Lebanon / 12-11-2018	USD	1,025.00	1,025.00	5.150	100.000	98.458	99.485	98.458	6.854	5.244	0.906	1.266
Lebanon / 28-11-2018	EUR	445.00	445.00	5.350	100.000	100.500	101.500	100.500	4.820	5.552	0.951	1.810
Lebanon / 23-04-2019	USD	500.00	500.00	6.750	100.000	98.125	99.125	98.125	6.928	5.327	1.311	2.380
Lebanon / 20-05-2019	USD	650.00	650.00	6.000	100.000	98.700	100.150	98.700	6.944	5.338	1.382	2.610
Lebanon / 28-11-2019	USD	1,500.00	1,500.00	5.450	100.000	97.000	97.900	97.000	7.091	5.337	1.849	4.394
Lebanon / 09-03-2020	USD	1,200.00	1,200.00	6.375	100.000	97.950	99.050	97.950	7.364	5.616	2.048	5.378
Lebanon / 14-04-2020	USD	700.00	700.00	5.800	100.000	96.875	97.125	96.875	7.253	5.500	2.155	5.864
Lebanon / 19-06-2020	USD	600.00	600.00	6.150	100.000	97.750	98.750	97.750	7.127	5.279	2.258	6.520
Lebanon / 12-04-2021	USD	2,092.47	2,092.47	8.250	100.000	102.875	103.875	102.875	7.266	5.421	2.880	10.330
Lebanon / 27-05-2022	USD	500.00	500.00	6.250	100.000	96.125	97.125	96.125	7.277	5.204	3.833	17.690
Lebanon / 04-10-2022	USD	1,540.00	1,540.00	6.100	100.000	95.150	96.150	95.150	7.308	5.236	4.088	20.135
Lebanon / 27-01-2023	USD	1,100.00	1,100.00	6.000	100.000	94.400	95.650	94.400	7.321	5.249	4.245	22.080
Lebanon / 26-05-2023	USD	500.00	500.00	6.400	100.000	95.875	96.875	95.875	7.326	5.254	4.528	24.770
Lebanon / 22-04-2024	USD	700.00	700.00	6.650	100.000	96.500	97.500	96.500	7.344	5.100	5.069	31.510
Lebanon / 04-11-2024	USD	500.00	538.47	6.250	100.000	93.600	94.350	93.600	7.448	5.202	5.453	36.387
Lebanon / 03-12-2024	USD	250.00	250.00	7.000	100.000	97.750	98.750	97.750	7.418	5.171	5.256	35.203
Lebanon / 26-02-2025	USD	800.00	800.00	6.200	100.000	93.150	93.750	93.150	7.439	5.192	5.581	38.676
Lebanon / 12-06-2025	USD	800.00	800.00	6.250	100.000	92.750	94.750	92.750	7.528	5.300	5.673	40.670
Lebanon / 27-11-2026	USD	1,600.00	1,600.00	6.600	100.000	94.050	94.700	94.050	7.523	5.173	6.600	54.668
Lebanon / 23-03-2027	USD	1,250.00	1,250.00	6.850	100.000	95.500	96.500	95.500	7.529	5.183	6.643	56.499
Lebanon / 29-11-2027	USD	1,000.00	1,000.00	6.750	100.000	94.150	94.850	94.150	7.596	5.249	7.073	63.820
Lebanon / 03-11-2028	USD	500.00	893.20	6.650	100.000	93.200	93.490	93.200	7.575	5.226	7.491	72.771
Lebanon / 25-05-2029	USD	1,000.00	1,000.00	6.850	100.000	94.500	95.500	94.500	7.575	5.228	7.737	78.120
Lebanon / 26-02-2030	USD	1,400.00	1,400.00	6.650	100.000	92.500	93.050	92.500	7.600	5.251	7.949	84.619
Lebanon / 22-04-2031	USD	300.00	300.00	7.000	100.000	94.750	95.750	94.750	7.631	5.286	8.396	95.500
Lebanon / 23-03-2032	USD	1,000.00	1,000.00	7.000	100.000	93.150	94.250	93.150	7.801	5.455	8.625	103.033
Lebanon / 02-11-2035	USD	600.00	600.00	7.050	100.000	93.000	94.070	93.000	7.780	5.431	9.748	137.520
Lebanon / 23-03-2037	USD	750.00	750.00	7.250	100.000	93.350	93.900	93.350	7.927	5.581	9.856	145.425
TOTAL PUBLIC SECTOR EUROBONDS		29,441.593	26,193.62									

EURO CDS

Not Available

LEBANESE PRIVATE SECTOR EUROBONDS

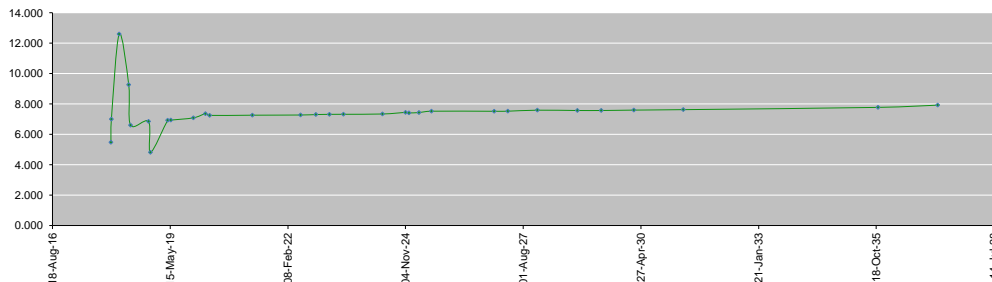
MATURITY	SIZE MM	TYPE	COUPON	Issue P.	BID \$	Ask \$	MID. P	YIELD	SPREAD	DURATION	CONVEXITY
BANK MED S.A.L/14-12-2017	USD 500	Euro CD	5.38	99.46	100.14	100.14	100.14	1.23	0.06	0.04	0.00
BANK BYBLOS S.A.L/21-06-2021	USD 300	Note	7	100	101.34	101.65	101.34	6.57	4.73	3.03	11.49

World Yields in Native Terms	O/N	3 Months	6 Months	9 Months	1 Year	2 Years	3 Years	5 Years	7 Years	10 Years	30 Years
EUR	-	-0.95	-0.78	-0.71	-0.72	-0.69	-0.61	-0.32	-0.07	0.36	1.19
U.S.A	-	1.30	1.45	--	1.60	1.75	1.85	2.07	2.25	2.35	2.79
U.K	-	0.40	0.46	--	0.47	0.53	0.58	0.82	1.04	1.33	1.87
Japan	-	-0.20	-0.18	-0.13	-0.17	-0.17	-0.14	-0.12	-0.08	0.03	0.83

Libor	USD	EUR	JPY	GBP
1 Months	1.35	-0.40	-0.02	0.49
2 Months	1.42	-0.39	-0.03	0.51
3 Months	1.48	-0.38	-0.02	0.52
6 Months	1.66	-0.32	0.01	0.58
1 Year	1.94	-0.25	0.11	0.77

Spot Rates	Bid	Ask
Lebanese Pound	1511.00	1521.00
Euro	1.18	1.1836
British Sterling Pound	1.34	1.3398
Japanese Yen	111.63	111.6600
Gold	1294.27	1294.41

Lebanese Republic USD Eurobonds Yield Curve



Disclaimer: The Capital Markets Authority (CMA) publishes reports for general information purposes only. However, under no circumstances the CMA will accept any responsibility or liability in connection with the use of the information provided in these reports or on this website.

Contact us by email: research@cma.gov.lb