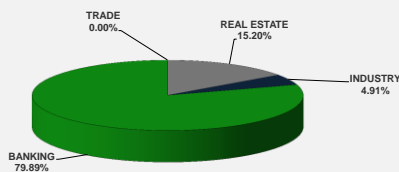


LISTED COMPANIES	LISTED SHARES	MARKET CAP.	TOTAL ORDINARY SHARES	PREFERRED SHARES	PREFERRED SHARES ISSUE PRICE	TOTAL MARKET CAP.	CUR.	TRADED VOLUME	TRADED VALUE	CLOSING PRICE	OPEN PRICE	HIGH PRICE	LOW PRICE	PREVIOUS PRICE
	(MM)	(MM \$)	(MM)	(MM)	USD	(MM \$)								
SOLIERE A	100.00	800.00	100.00			800.00	USD	6,000	47,973	8.00	8.00	8.00	7.98	8.02
SOLIERE B	65.00	510.25	65.00			510.25	USD	191	1,499	7.85	7.85	7.85	7.85	7.95
BQ.LIB. POUR LE COMMERCE	71.03	66.06	152.70			142.01	USD	-	-	0.93	-	-	-	0.93
BQ.LIB. POUR LE COMMERCE PEF. "B"	0.55	55.00		0.55		55.00	USD	-	-	100.00	-	-	-	100.00
BQ.LIB. POUR LE COMMERCE PEF. "C"	0.35	35.00		0.35		35.00	USD	-	-	100.00	-	-	-	100.00
BQ.LIB. POUR LE COMMERCE PEF. "D"	0.75	75.00		0.75		75.00	USD	-	-	100.00	-	-	-	100.00
BANQUE AUDI	399.75	2238.60	399.75			2238.60	USD	1,375	7,700	5.60	5.60	5.60	5.60	5.50
BANQUE AUDI GDR	119.92	671.58				671.58	USD	1,000	5,600	5.60	5.60	5.60	5.60	5.60
BANQUE AUDI PREFERRED "G"	1.50	150.45		1.50	100.00	150.45	USD	-	-	100.30	-	-	-	100.30
BANQUE AUDI PREFERRED "H"	0.75	75.45		0.75	100.00	75.45	USD	892	89,766	100.60	100.50	100.70	100.50	100.40
BANQUE AUDI PREFERRED "I"	2.50	250.25		2.50	100.00	250.25	USD	-	-	100.10	-	-	-	100.10
BANK OF BEIRUT	17.75	333.63	50.47			948.79	USD	-	-	18.80	-	-	-	18.80
BANK OF BEIRUT PRIORITY	4.76	100.00				100.00	USD	-	-	21.00	-	-	-	21.00
BANK OF BEIRUT PREFERRED SHARES "H"	5.40	138.51		5.40	25.00	138.51	USD	-	-	25.65	-	-	-	25.65
BANK OF BEIRUT PREFERRED SHARES "I"	5.00	127.50		5.00	25.00	127.50	USD	-	-	25.50	-	-	-	25.50
BANK OF BEIRUT PREFERRED SHARES "J"	3.00	76.95		3.00	25.00	76.95	USD	-	-	25.65	-	-	-	25.65
BANK OF BEIRUT PREFERRED SHARES "K"	4.00	101.40		4.00	25.00	101.40	USD	-	-	25.35	-	-	-	25.35
BYBLOS BANK	565.52	887.86	565.52			887.86	USD	16,500	25,905	1.57	1.57	1.57	1.57	1.60
BYBLOS BANK GDR	1.31	101.72				101.72	USD	-	-	77.70	-	-	-	77.70
BYBLOS BANK PREFERRED SHARES 2008	2.00	202.60		2.00	100.00	202.60	USD	-	-	101.30	-	-	-	101.30
BYBLOS BANK PREFERRED SHARES 2009	2.00	204.00		2.00	96.00	204.00	USD	-	-	102.00	-	-	-	102.00
BQ.EUROPEENNE PR.M.O	51.40	66.82	62.00			80.60	USD	-	-	1.30	-	-	-	1.30
BQ.EUROPEENNE PR.M.O PREFERRED 20	0.35	34.91		0.35	100.00	34.91	USD	-	-	99.75	-	-	-	99.75
BLOM BANK GDR	73.90	852.76				852.76	USD	2,480	28,618	11.54	11.55	11.60	11.50	11.49
BLOM BANK	215.00	2377.90	215.00			2377.90	USD	10,300	113,907	11.06	11.05	11.09	11.05	11.06
RASAMNY-YOUNIS MOTORS CO	10.92	35.49	27.30			88.73	USD	-	-	3.25	-	-	-	3.25
HOLCIM Liban	19.52	282.98	19.52			282.98	USD	2,000	29,000	14.50	14.50	14.50	14.50	14.66
STE DES CIMENTS BLANCS N	9.00	19.44	3.00			6.48	USD	-	-	2.16	-	-	-	2.16
TOTAL EXECUTED	1,752.92	10,872.11	1,660.25			11,617.27		40,738	\$349,968					
Official USD Closing		1507.5												

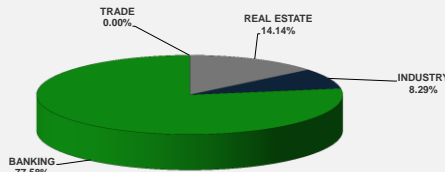
LEBANESE GLOBAL DEPOSITORY RECEIPTS	SHARES MM	BID \$	ASK \$	MID PRICE \$
BLOM BANK	73.90	11.40	11.60	11.50
BYBLOS BANK	1.31	74.00	0.00	0.00
AUDI BANK	116.24	5.42	5.50	5.46

STOCK INDEX	VALUE	PREVIOUS VALUE	% OF CHANGE
MARKET VALUE WEIGHTED INDEX	84.58	84.82	-0.29%
NUMBER OF TRANSACTIONS	23		

BEIRUT STOCK EXCHANGE DAILY TRADING VOLUME



BEIRUT STOCK EXCHANGE DAILY TRADING VALUE \$



Disclaimer: The Capital Markets Authority (CMA) publishes reports for general information purposes only. However, under no circumstances the CMA will accept any responsibility or liability in connection with the use of the information provided in these reports or on this website.

MATURITY	CURRENCY	ISSUED AMOUNT (MM)	OUTSTANDING AMOUNT (MM)	COUPON	ISSUE P.	BIDS	ASKS	MID. P	YIELD	SPREAD	DURATION	CONVEXITY
Lebanon / 27-12-2017	USD	950.00	32.50	5.000	100.000	99.968	99.973	99.968	5.430	4.400	0.058	0.007
Lebanon / 31-12-2017	USD	2,007.51	100.38	4.000	100.000	99.750	100.000	99.750	7.637	6.373	0.066	0.009
Lebanon / 07-03-2018	USD	700.00	35.00	5.000	100.000	98.000	98.250	98.000	13.012	11.813	0.245	0.120
Lebanon / 27-05-2018	USD	200.00	10.00	5.000	100.000	98.000	98.250	98.000	9.387	7.939	0.455	0.415
Lebanon / 12-06-2018	USD	700.00	700.00	5.150	100.000	99.250	101.250	99.250	6.648	5.198	0.493	0.490
Lebanon / 12-11-2018	USD	1,025.00	1,025.00	5.150	100.000	98.662	99.622	98.662	6.647	5.002	0.893	1.238
Lebanon / 28-11-2018	EUR	445.00	445.00	5.350	100.000	101.000	102.000	101.000	4.280	5.023	0.943	1.780
Lebanon / 23-04-2019	USD	500.00	500.00	6.750	100.000	98.750	99.750	98.750	6.455	4.819	1.301	2.350
Lebanon / 20-05-2019	USD	650.00	650.00	6.000	100.000	99.000	100.000	99.000	6.730	5.090	1.369	2.570
Lebanon / 28-11-2019	USD	1,500.00	1,500.00	5.450	100.000	97.125	97.625	97.125	7.031	5.225	1.835	4.336
Lebanon / 09-03-2020	USD	1,200.00	1,200.00	6.375	100.000	98.390	99.340	98.390	7.153	5.360	2.037	5.326
Lebanon / 14-04-2020	USD	700.00	700.00	5.800	100.000	97.700	98.150	97.700	6.870	5.079	2.144	5.814
Lebanon / 19-06-2020	USD	600.00	600.00	6.150	100.000	97.875	98.875	97.875	7.078	5.152	2.242	6.440
Lebanon / 12-04-2021	USD	2,092.47	2,092.47	8.250	100.000	102.650	102.947	102.650	7.338	5.427	2.863	10.230
Lebanon / 27-05-2022	USD	500.00	500.00	6.250	100.000	96.250	97.250	96.250	7.245	5.104	3.820	17.590
Lebanon / 04-10-2022	USD	1,540.00	1,540.00	6.100	100.000	95.300	96.450	95.300	7.272	5.125	4.076	20.035
Lebanon / 27-01-2023	USD	1,100.00	1,100.00	6.000	100.000	94.250	95.250	94.250	7.361	5.220	4.228	21.930
Lebanon / 26-05-2023	USD	500.00	500.00	6.400	100.000	95.500	96.500	95.500	7.415	5.273	4.511	24.610
Lebanon / 22-04-2024	USD	700.00	700.00	6.650	100.000	95.750	96.750	95.750	7.498	5.204	5.047	31.280
Lebanon / 04-11-2024	USD	500.00	538.47	6.250	100.000	93.500	94.500	93.500	7.470	5.171	5.440	36.237
Lebanon / 03-12-2024	USD	250.00	250.00	7.000	100.000	97.500	98.500	97.500	7.465	5.167	5.427	36.271
Lebanon / 26-02-2025	USD	800.00	800.00	6.200	100.000	93.000	94.000	93.000	7.469	5.171	5.569	38.526
Lebanon / 12-06-2025	USD	800.00	800.00	6.250	100.000	92.875	94.875	92.875	7.507	5.192	5.661	40.530
Lebanon / 27-11-2026	USD	1,600.00	1,600.00	6.600	100.000	93.900	95.900	93.900	7.548	5.150	6.587	54.500
Lebanon / 23-03-2027	USD	1,250.00	1,250.00	6.850	100.000	95.250	96.250	95.250	7.569	5.182	6.625	56.253
Lebanon / 29-11-2027	USD	1,000.00	1,000.00	6.750	100.000	94.300	95.050	94.300	7.574	5.182	7.063	63.670
Lebanon / 03-11-2028	USD	500.00	893.20	6.650	100.000	93.000	94.000	93.000	7.604	5.216	7.481	72.615
Lebanon / 25-05-2029	USD	1,000.00	1,000.00	6.850	100.000	93.500	94.500	93.500	7.714	5.325	7.699	77.530
Lebanon / 26-02-2030	USD	1,400.00	1,400.00	6.650	100.000	92.000	93.000	92.000	7.668	5.281	7.927	84.277
Lebanon / 22-04-2031	USD	300.00	300.00	7.000	100.000	94.000	95.000	94.000	7.726	5.341	8.359	94.880
Lebanon / 23-03-2032	USD	1,000.00	1,000.00	7.000	100.000	93.000	94.000	93.000	7.820	5.433	8.605	102.673
Lebanon / 02-11-2035	USD	600.00	600.00	7.050	100.000	92.500	93.500	92.500	7.835	5.447	9.710	136.735
Lebanon / 23-03-2037	USD	750.00	750.00	7.250	100.000	93.000	94.000	93.000	7.964	5.579	9.837	145.013
TOTAL PUBLIC SECTOR EUROBONDS		29,442.350	26,194.38									

EURO CDS

Not Available

LEBANESE PRIVATE SECTOR EUROBONDS

MATURITY	SIZE MM	TYPE	COUPON	Issue P.	BID \$	Ask \$	MID. P	YIELD	SPREAD	DURATION	CONVEXITY
BANK MED S.A.L/14-12-2017	USD 500	Euro CD	5.38	99.46	100.08	100.08	100.08	1.26	0.15	0.02	0.00
BANK BYBLOS S.A.L/21-06-2021	USD 300	Note	7	100	101.10	101.41	101.10	6.55	4.73	3.01	11.40

World Yields in Native Terms

	O/N	3 Months	6 Months	9 Months	1 Year	2 Years	3 Years	5 Years	7 Years	10 Years	30 Years
EUR	-	-0.98	-0.78	-0.75	-0.75	-0.71	-0.62	-0.33	-0.08	0.34	1.16
U.S.A	-	1.28	1.45	--	1.64	1.80	1.91	2.14	2.30	2.39	2.78
U.K	-	0.37	0.44	--	0.45	0.52	0.56	0.78	0.99	1.29	1.85
Japan	-	0.00	-0.15	-0.13	-0.15	-0.14	-0.12	-0.11	-0.06	0.04	0.84

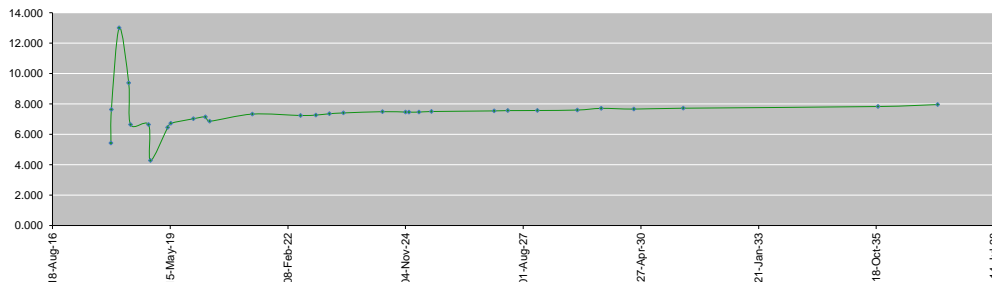
Libor

	USD	EUR	JPY	GBP
1 Months	1.38	-0.40	-0.05	0.49
2 Months	1.44	-0.39	-0.03	0.50
3 Months	1.49	-0.38	-0.03	0.52
6 Months	1.67	-0.31	0.01	0.58
1 Year	1.96	-0.26	0.10	0.78

Spot Rates

	Bid	Ask
Lebanese Pound	1505.50	1510.50
Euro	1.19	1.1854
British Sterling Pound	1.35	1.3526
Japanese Yen	112.87	112.9000
Gold	1274.88	1275.01

Lebanese Republic USD Eurobonds Yield Curve



Disclaimer: The Capital Markets Authority (CMA) publishes reports for general information purposes only. However, under no circumstances the CMA will accept any responsibility or liability in connection with the use of the information provided in these reports or on this website.

Contact us by email: research@cma.gov.lb