

LISTED COMPANIES	LISTED SHARES	MARKET CAP.	TOTAL ORDINARY SHARES	PREFERRED SHARES	PREFERRED SHARES ISSUE PRICE	TOTAL MARKET CAP.	CUR.	TRADED VOLUME	TRADED VALUE	CLOSING PRICE	OPEN PRICE	HIGH PRICE	LOW PRICE	PREVIOUS PRICE
	(MM)	(MM \$)	(MM)	(MM)	USD	(MM \$)								
SOLIDERE A	100.00	800.00	100.00			800.00	USD	17,431	138,888	8.00	7.86	8.00	7.86	8.05
SOLIDERE B	65.00	518.70	65.00			518.70	USD	11,203	89,189	7.98	7.90	8.00	7.90	8.01
BQ.LIB. POUR LE COMMERCE	71.03	66.06	152.70			142.01	USD	-	-	0.93	-	-	-	0.93
BQ.LIB. POUR LE COMMERCE PEF. "B"	0.55	55.00		0.55		55.00	USD	-	-	100.00	-	-	-	100.00
BQ.LIB. POUR LE COMMERCE PEF. "C"	0.35	35.00		0.35		35.00	USD	-	-	100.00	-	-	-	100.00
BQ.LIB. POUR LE COMMERCE PEF. "D"	0.75	75.00		0.75		75.00	USD	-	-	100.00	-	-	-	100.00
BANQUE AUDI	399.75	2198.62	399.75			2198.62	USD	2,000	11,000	5.50	5.50	5.50	5.50	5.46
BANQUE AUDI GDR	119.92	671.58				671.58	USD	-	-	5.60	-	-	-	5.60
BANQUE AUDI PREFERRED "G"	1.50	150.30		1.50	100.00	150.30	USD	-	-	100.20	-	-	-	100.20
BANQUE AUDI PREFERRED "H"	0.75	75.45		0.75	100.00	75.45	USD	-	-	100.60	-	-	-	100.60
BANQUE AUDI PREFERRED "I"	2.50	250.25		2.50	100.00	250.25	USD	-	-	100.10	-	-	-	100.10
BANQUE AUDI PREFERRED "J"	2.75	0.00		2.75	100.00	0.00	USD	-	-	-	-	-	-	0.00
BANK OF BEIRUT	17.75	333.63	50.47			948.79	USD	-	-	18.80	-	-	-	18.80
BANK OF BEIRUT PRIORITY	4.76	100.00				100.00	USD	-	-	21.00	-	-	-	21.00
BANK OF BEIRUT PREFERRED SHARES "H"	5.40	138.51		5.40	25.00	138.51	USD	-	-	25.65	-	-	-	25.65
BANK OF BEIRUT PREFERRED SHARES "I"	5.00	127.50		5.00	25.00	127.50	USD	-	-	25.50	-	-	-	25.50
BANK OF BEIRUT PREFERRED SHARES "J"	3.00	76.95		3.00	25.00	76.95	USD	-	-	25.65	-	-	-	25.65
BANK OF BEIRUT PREFERRED SHARES "K"	4.00	101.40		4.00	25.00	101.40	USD	-	-	25.35	-	-	-	25.35
BYBLOS BANK	565.52	893.51	565.52			893.51	USD	5,822	9,174	1.58	1.55	1.58	1.55	1.55
BYBLOS BANK GDR	1.31	101.72				101.72	USD	-	-	77.70	-	-	-	77.70
BYBLOS BANK PREFERRED SHARES 2008	2.00	202.60		2.00	100.00	202.60	USD	-	-	101.30	-	-	-	101.30
BYBLOS BANK PREFERRED SHARES 2009	2.00	204.00		2.00	96.00	204.00	USD	-	-	102.00	-	-	-	102.00
BQ.EUROPEENNE PR.M.O	51.40	66.82	62.00			80.60	USD	-	-	1.30	-	-	-	1.30
BQ.EUROPEENNE PR.M.O PREFERRED 20	0.35	34.91		0.35	100.00	34.91	USD	-	-	99.75	-	-	-	99.75
BLOM BANK GDR	73.90	868.28				868.28	USD	3,000	35,250	11.75	11.75	11.75	11.75	11.58
BLOM BANK	215.00	2384.35	215.00			2384.35	USD	91,570	1,015,511	11.09	11.09	11.09	11.09	11.09
RASAMNY-YOUNIS MOTORS CO	10.92	35.49	27.30			88.73	USD	-	-	3.25	-	-	-	3.25
HOLCIM Lban	19.52	282.98	19.52			282.98	USD	-	-	14.50	-	-	-	14.50
STE DES CIMENTS BLANCS N	9.00	19.44	3.00			6.48	USD	-	-	2.16	-	-	-	2.16

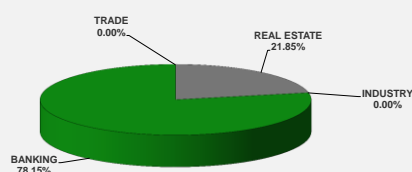
TOTAL EXECUTED 1,755.67 10,868.06 1,660.25 11,613.22 131,026 \$1,299,012

Official USD Closing 1507.5

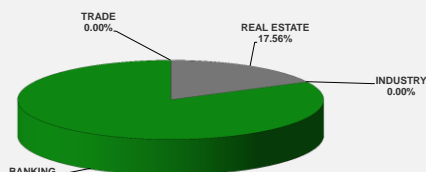
LEBANESE GLOBAL DEPOSITARY RECEIPTS	SHARES MM	BID \$	ASK \$	MID PRICE \$
BLOM BANK	73.90	11.60	11.75	11.68
BYBLOS BANK	1.31	74.00	80.00	77.00
AUDI BANK	116.24	5.50	5.60	5.55

STOCK INDEX	VALUE	PREVIOUS VALUE	% OF CHANGE
MARKET VALUE WEIGHTED INDEX	84.98	85.15	-0.20%
NUMBER OF TRANSACTIONS	35		

BEIRUT STOCK EXCHANGE DAILY TRADING VOLUME



BEIRUT STOCK EXCHANGE DAILY TRADING VALUE \$



Disclaimer: The Capital Markets Authority (CMA) publishes reports for general information purposes only. However, under no circumstances the CMA will accept any responsibility or liability in connection with the use of the information provided in these reports or on this website.

MATURITY	CURRENCY	ISSUED AMMOUNT (MM)	OUTSTANDING AMOUNT (MM)	COUPON	ISSUE P.	BIDS	ASKS	MID. P	YIELD	SPREAD	DURATION	CONVEXITY
Lebanon / 27-12-2017	USD	950.00	32.50	5.000	100.000	99.974	99.978	99.974	5.462	4.391	0.044	0.004
Lebanon / 31-12-2017	USD	2,007.51	100.38	4.000	100.000	99.750	100.000	99.750	7.971	6.591	0.061	0.007
Lebanon / 07-03-2018	USD	700.00	35.00	5.000	100.000	98.000	98.250	98.000	13.466	12.244	0.232	0.107
Lebanon / 27-05-2018	USD	200.00	10.00	5.000	100.000	98.000	98.250	98.000	9.509	8.029	0.442	0.391
Lebanon / 12-06-2018	USD	700.00	700.00	5.150	100.000	99.500	101.500	99.500	6.175	4.699	1.288	0.470
Lebanon / 12-11-2018	USD	1,025.00	1,025.00	5.150	100.000	98.771	99.776	98.771	6.543	4.858	0.881	1.209
Lebanon / 28-11-2018	EUR	445.00	445.00	5.350	100.000	100.500	101.500	100.500	4.798	5.570	0.926	1.716
Lebanon / 23-04-2019	USD	500.00	500.00	6.750	100.000	98.875	99.875	98.875	6.366	4.689	1.288	2.320
Lebanon / 20-05-2019	USD	650.00	650.00	6.000	100.000	99.375	100.375	99.375	6.457	4.776	1.357	2.530
Lebanon / 28-11-2019	USD	1,500.00	1,500.00	5.450	100.000	97.950	98.600	97.950	6.578	4.763	1.827	4.302
Lebanon / 09-03-2020	USD	1,200.00	1,200.00	6.375	100.000	98.950	100.340	98.950	6.881	5.071	2.028	5.287
Lebanon / 14-04-2020	USD	700.00	700.00	5.800	100.000	97.875	98.125	97.875	6.789	4.986	2.139	5.790
Lebanon / 19-06-2020	USD	600.00	600.00	6.150	100.000	98.500	99.500	98.500	6.804	4.905	2.241	6.440
Lebanon / 12-04-2021	USD	2,092.47	2,092.47	8.250	100.000	103.347	103.646	103.347	7.100	5.182	2.854	10.170
Lebanon / 27-05-2022	USD	500.00	500.00	6.250	100.000	96.875	97.875	96.875	7.078	4.945	3.812	17.520
Lebanon / 04-10-2022	USD	1,540.00	1,540.00	6.100	100.000	95.750	98.000	95.750	7.159	5.033	4.071	19.990
Lebanon / 27-01-2023	USD	1,100.00	1,100.00	6.000	100.000	94.820	96.000	94.820	7.224	5.095	4.221	21.870
Lebanon / 26-05-2023	USD	500.00	500.00	6.400	100.000	96.125	97.125	96.125	7.272	5.139	4.504	24.530
Lebanon / 22-04-2024	USD	700.00	700.00	6.650	100.000	96.750	97.750	96.750	7.295	5.028	5.045	31.260
Lebanon / 04-11-2024	USD	500.00	538.47	6.250	100.000	94.450	95.150	94.450	7.286	5.024	5.436	36.191
Lebanon / 03-12-2024	USD	250.00	250.00	7.000	100.000	98.100	98.250	98.100	7.352	5.093	5.416	36.142
Lebanon / 26-02-2025	USD	800.00	800.00	6.200	100.000	93.160	94.250	93.160	7.441	5.178	5.558	38.400
Lebanon / 12-06-2025	USD	800.00	800.00	6.250	100.000	93.625	95.625	93.625	7.371	5.105	5.660	40.490
Lebanon / 27-11-2026	USD	1,600.00	1,600.00	6.600	100.000	94.800	95.500	94.800	7.404	5.070	6.586	54.472
Lebanon / 23-03-2027	USD	1,250.00	1,250.00	6.850	100.000	95.840	95.890	95.840	7.477	5.144	6.613	56.096
Lebanon / 29-11-2027	USD	1,000.00	1,000.00	6.750	100.000	95.090	95.850	95.090	7.456	5.123	7.066	63.700
Lebanon / 03-11-2028	USD	500.00	893.20	6.650	100.000	93.600	94.340	93.600	7.520	5.184	7.479	72.566
Lebanon / 25-05-2029	USD	1,000.00	1,000.00	6.850	100.000	94.250	95.250	94.250	7.610	5.268	7.704	77.600
Lebanon / 26-02-2030	USD	1,400.00	1,400.00	6.650	100.000	92.300	93.350	92.300	7.629	5.289	7.923	84.199
Lebanon / 22-04-2031	USD	300.00	300.00	7.000	100.000	94.750	95.750	94.750	7.632	5.289	8.377	95.170
Lebanon / 23-03-2032	USD	1,000.00	1,000.00	7.000	100.000	93.625	94.625	93.625	7.744	5.403	8.613	102.813
Lebanon / 02-11-2035	USD	600.00	600.00	7.050	100.000	93.800	94.850	93.800	7.693	5.357	9.758	137.739
Lebanon / 23-03-2037	USD	750.00	750.00	7.250	100.000	93.450	94.450	93.450	7.916	5.584	9.846	145.246
<b>TOTAL PUBLIC SECTOR EUROBONDS</b>		<b>29,439.724</b>	<b>26,191.75</b>									

EURO CDS
Not Available

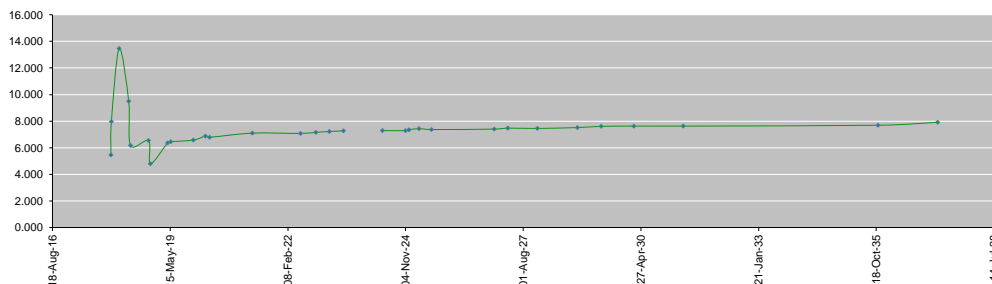
LEBANESE PRIVATE SECTOR EUROBONDS												
MATURITY	SIZE MM	TYPE	COUPON	Issue P.	BID \$	Ask \$	MID. P	YIELD	SPREAD	DURATION	CONVEXITY	
BANK MED S.A.L/14-12-2017	USD 500	Euro CD	5.38	99.46	100.06	100.06	100.06	1.24	0.05	0.02	0.00	
BANK BYBLOS S.A.L/21-06-2021	USD 300	Note	7	100	101.16	101.47	101.16	6.63	4.71	3.00	11.31	

World Yields in Native Terms	O/N	3 Months	6 Months	9 Months	1 Year	2 Years	3 Years	5 Years	7 Years	10 Years	30 Years
EUR	-	-0.98	-0.80	-0.79	-0.79	-0.75	-0.65	-0.38	-0.12	0.30	1.13
U.S.A	-	1.29	1.47	--	1.67	1.81	1.92	2.12	2.26	2.33	2.71
U.K	-	0.38	0.45	--	0.47	0.51	0.54	0.75	0.96	1.24	1.82
Japan	-	-0.10	-0.11	-0.13	-0.14	-0.14	-0.11	-0.11	-0.06	0.05	0.83

Libor	USD	EUR	JPY	GBP
1 Months	1.41	-0.40	-0.05	0.50
2 Months	1.46	-0.39	-0.03	0.50
3 Months	1.52	-0.38	-0.02	0.52
6 Months	1.71	-0.32	0.02	0.58
1 Year	1.99	-0.26	0.11	0.77

Spot Rates	Bid	Ask
Lebanese Pound	1505.60	1510.60
Euro	1.18	1.1796
British Sterling Pound	1.34	1.3389
Japanese Yen	112.63	112.6600
Gold	1254.11	1254.90

Lebanese Republic USD Eurobonds Yield Curve



Disclaimer: The Capital Markets Authority (CMA) publishes reports for general information purposes only. However, under no circumstances the CMA will accept any responsibility or liability in connection with the use of the information provided in these reports or on this website.

Contact us by email: [research@cma.gov.lb](mailto:research@cma.gov.lb)