

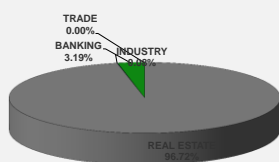
LISTED COMPANIES	LISTED SHARES	MARKET CAP.	TOTAL ORDINARY SHARES	PREFERRED SHARES	PREFERRED SHARES ISSUE PRICE	TOTAL MARKET CAP.	CUR.	TRADED VOLUME	TRADED VALUE	CLOSING PRICE	OPEN PRICE	HIGH PRICE	LOW PRICE	PREVIOUS PRICE
	(MM)	(MM \$)	(MM)	(MM)	USD	(MM \$)			USD					
SOLIDERE A	100.00	800.00	100.00			800.00	USD	836,496	6,689,916	8.00	7.81	8.13	7.81	7.94
SOLIDERE B	65.00	520.00	65.00			520.00	USD	1,440,668	11,525,325	8.00	7.83	8.00	7.83	7.95
BQ.LIB. POUR LE COMMERCE	71.03	66.06	152.70			142.01	USD	-	-	0.93	-	-	-	0.93
BQ.LIB. POUR LE COMMERCE PEF. "B"	0.55	55.00		0.55		55.00	USD	-	-	100.00	-	-	-	100.00
BQ.LIB. POUR LE COMMERCE PEF. "C"	0.35	35.00		0.35		35.00	USD	-	-	100.00	-	-	-	100.00
BQ.LIB. POUR LE COMMERCE PEF. "D"	0.75	75.00		0.75		75.00	USD	-	-	100.00	-	-	-	100.00
BANQUE AUDI	399.75	2238.60	399.75			2238.60	USD	1,000	5,600	5.60	5.60	5.60	5.60	5.60
BANQUE AUDI GDR	119.92	671.58				671.58	USD	-	-	5.60	-	-	-	5.60
BANQUE AUDI PREFERRED "G"	1.50	150.45		1.50	100.00	150.45	USD	-	-	100.30	-	-	-	100.30
BANQUE AUDI PREFERRED "H"	0.75	75.45		0.75	100.00	75.45	USD	-	-	100.60	-	-	-	100.60
BANQUE AUDI PREFERRED "I"	2.50	250.25		2.50	100.00	250.25	USD	-	-	100.10	-	-	-	100.10
BANQUE AUDI PREFERRED "J"	2.75	274.73		2.75	100.00	274.73	USD	1,487	148,551	99.90	99.90	99.90	99.90	100.00
BANK OF BEIRUT	17.75	333.63	50.47			948.79	USD	-	-	18.80	-	-	-	18.80
BANK OF BEIRUT PRIORITY	4.76	100.00				100.00	USD	-	-	21.00	-	-	-	21.00
BANK OF BEIRUT PREFERRED SHARES "H"	5.40	139.86		5.40	25.00	139.86	USD	-	-	25.90	-	-	-	25.90
BANK OF BEIRUT PREFERRED SHARES "I"	5.00	127.50		5.00	25.00	127.50	USD	-	-	25.50	-	-	-	25.50
BANK OF BEIRUT PREFERRED SHARES "J"	3.00	76.95		3.00	25.00	76.95	USD	-	-	25.65	-	-	-	25.65
BANK OF BEIRUT PREFERRED SHARES "K"	4.00	101.40		4.00	25.00	101.40	USD	-	-	25.35	-	-	-	25.35
BYBLOS BANK	565.52	887.86	565.52			887.86	USD	26,500	41,605	1.57	1.57	1.57	1.57	1.57
BYBLOS BANK GDR	1.31	101.72				101.72	USD	-	-	77.70	-	-	-	77.70
BYBLOS BANK PREFERRED SHARES 2008	2.00	203.20		2.00	100.00	203.20	USD	-	-	101.60	-	-	-	101.60
BYBLOS BANK PREFERRED SHARES 2009	2.00	204.60		2.00	96.00	204.60	USD	59	6,036	102.30	102.30	102.30	102.30	102.40
BQ.EUROPEENNE PR.M.O	51.40	66.82	62.00			80.60	USD	-	-	1.30	-	-	-	1.30
BQ.EUROPEENNE PR.M.O PREFERRED 20	0.35	34.83		0.35	100.00	34.83	USD	-	-	99.50	-	-	-	99.50
BLOM BANK GDR	73.90	895.62				895.62	USD	46,080	556,855	12.12	11.90	12.25	11.90	11.80
BLOM BANK	215.00	2390.80	215.00			2390.80	USD	-	-	11.12	-	-	-	11.12
RASAMNY-YOUNIS MOTORS CO	10.92	35.49	27.30			88.73	USD	-	-	3.25	-	-	-	3.25
HOLCIM Lban	19.52	282.01	19.52			282.01	USD	2,000	28,900	14.45	14.45	14.45	14.45	14.50
STE DES CIMENTS BLANCS N	9.00	19.44	3.00			6.48	USD	-	-	2.16	-	-	-	2.16

<b>TOTAL EXECUTED</b>	<b>1,755.67</b>	<b>11,213.83</b>	<b>1,660.25</b>	<b>11,958.99</b>	<b>2,354,290</b>	<b>\$19,002,788</b>
Official USD Closing	1507.5					

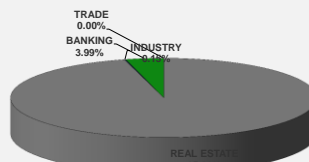
LEBANESE GLOBAL DEPOSITARY RECEIPTS	SHARES MM	BID \$	ASK \$	MID PRICE \$
BLOM BANK	73.90	11.75	11.90	11.83
BYBLOS BANK	1.31	74.00	80.00	77.00
AUDI BANK	116.24	5.51	5.60	5.56

STOCK INDEX	VALUE	PREVIOUS VALUE	% OF CHANGE
MARKET VALUE WEIGHTED INDEX	93.34	92.79	0.60%
NUMBER OF TRANSACTIONS	45		

BEIRUT STOCK EXCHANGE DAILY TRADING VOLUME



BEIRUT STOCK EXCHANGE DAILY TRADING VALUE \$



**Disclaimer:** The Capital Markets Authority (CMA) publishes reports for general information purposes only. However, under no circumstances the CMA will accept any responsibility or liability in connection with the use of the information provided in these reports or on this website.

MATURITY	CURRENCY	ISSUED AMOUNT (MM)	OUTSTANDING AMOUNT (MM)	COUPON	ISSUE P.	BID\$	ASK\$	MID. P	YIELD	SPREAD	DURATION	CONVEXITY
Lebanon / 27-12-2017	USD	950.00	32.50	5.000	100.000	99.978	99.981	99.978	5.483	4.415	0.036	0.003
Lebanon / 31-12-2017	USD	2,007.51	100.38	4.000	100.000	99.963	99.967	99.963	4.748	3.391	0.044	0.004
Lebanon / 07-03-2018	USD	700.00	35.00	5.000	100.000	98.000	98.125	98.000	13.765	12.503	0.224	0.100
Lebanon / 27-05-2018	USD	200.00	10.00	5.000	100.000	98.000	98.250	98.000	9.586	8.089	0.435	0.378
Lebanon / 12-06-2018	USD	700.00	700.00	5.150	100.000	99.375	101.375	99.375	6.452	4.960	0.484	0.470
Lebanon / 12-11-2018	USD	1,025.00	1,025.00	5.150	100.000	98.700	99.500	98.700	6.637	4.936	0.872	1.188
Lebanon / 28-11-2018	EUR	445.00	445.00	5.350	100.000	100.500	101.500	100.500	4.792	5.569	0.919	1.688
Lebanon / 23-04-2019	USD	500.00	500.00	6.750	100.000	98.800	99.800	98.800	6.430	4.739	1.280	2.290
Lebanon / 20-05-2019	USD	650.00	650.00	6.000	100.000	99.375	100.375	99.375	6.459	4.765	1.349	2.510
Lebanon / 28-11-2019	USD	1,500.00	1,500.00	5.450	100.000	97.900	98.550	97.900	6.610	4.770	1.818	4.268
Lebanon / 09-03-2020	USD	1,200.00	1,200.00	6.375	100.000	98.760	99.940	98.760	6.977	5.142	2.018	5.242
Lebanon / 14-04-2020	USD	700.00	700.00	5.800	100.000	97.800	98.050	97.800	6.831	4.994	2.123	5.711
Lebanon / 19-06-2020	USD	600.00	600.00	6.150	100.000	98.125	99.125	98.125	6.975	5.034	2.222	6.350
Lebanon / 12-04-2021	USD	2,092.47	2,092.47	8.250	100.000	102.707	103.003	102.707	7.313	5.354	2.842	10.100
Lebanon / 27-05-2022	USD	500.00	500.00	6.250	100.000	96.500	97.500	96.500	7.181	5.014	3.801	17.430
Lebanon / 04-10-2022	USD	1,540.00	1,540.00	6.100	100.000	95.900	96.700	95.900	7.122	4.951	4.058	19.879
Lebanon / 27-01-2023	USD	1,100.00	1,100.00	6.000	100.000	94.700	95.800	94.700	7.256	5.084	4.212	21.780
Lebanon / 26-05-2023	USD	500.00	500.00	6.400	100.000	95.875	96.875	95.875	7.331	5.162	4.493	24.430
Lebanon / 22-04-2024	USD	700.00	700.00	6.650	100.000	96.290	96.650	96.290	7.390	5.081	5.028	31.080
Lebanon / 04-11-2024	USD	500.00	538.47	6.250	100.000	93.900	94.640	93.900	7.394	5.083	5.422	36.028
Lebanon / 03-12-2024	USD	250.00	250.00	7.000	100.000	97.550	98.380	97.550	7.456	5.145	5.405	36.023
Lebanon / 26-02-2025	USD	800.00	800.00	6.200	100.000	93.210	94.570	93.210	7.432	5.123	5.552	38.334
Lebanon / 12-06-2025	USD	800.00	800.00	6.250	100.000	92.750	94.750	92.750	7.534	5.243	5.826	41.600
Lebanon / 27-11-2026	USD	1,600.00	1,600.00	6.600	100.000	94.000	95.100	94.000	7.533	5.133	6.568	54.229
Lebanon / 23-03-2027	USD	1,250.00	1,250.00	6.850	100.000	95.790	95.800	95.790	7.485	5.086	6.604	55.968
Lebanon / 29-11-2027	USD	1,000.00	1,000.00	6.750	100.000	94.350	95.280	94.350	7.567	5.166	7.044	63.400
Lebanon / 03-11-2028	USD	500.00	893.20	6.650	100.000	92.950	94.040	92.950	7.613	5.213	7.459	72.281
Lebanon / 25-05-2029	USD	1,000.00	1,000.00	6.850	100.000	93.500	94.500	93.500	7.714	5.336	7.677	77.190
Lebanon / 26-02-2030	USD	1,400.00	1,400.00	6.650	100.000	91.650	92.650	91.650	7.717	5.318	7.896	83.769
Lebanon / 22-04-2031	USD	300.00	300.00	7.000	100.000	94.125	95.125	94.125	7.711	5.318	8.341	94.570
Lebanon / 23-03-2032	USD	1,000.00	1,000.00	7.000	100.000	93.000	94.000	93.000	7.821	5.423	8.583	102.292
Lebanon / 02-11-2035	USD	600.00	600.00	7.050	100.000	91.900	93.400	91.900	7.902	5.504	9.672	135.969
Lebanon / 23-03-2037	USD	750.00	750.00	7.250	100.000	91.610	92.690	91.610	8.116	5.718	9.745	143.053
<b>TOTAL PUBLIC SECTOR EUROBONDS</b>		<b>29,438.122</b>	<b>26,190.15</b>									

**EURO CDS**

Not Available

**LEBANESE PRIVATE SECTOR EUROBONDS**

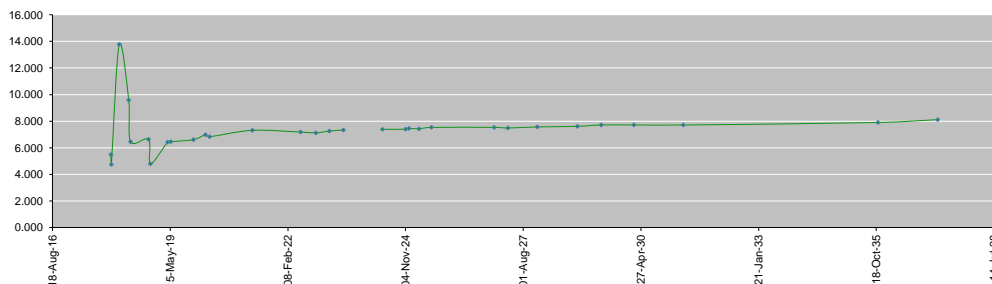
MATURITY	SIZE MM	TYPE	COUPON	Issue P.	BID \$	Ask \$	MID. P	YIELD	SPREAD	DURATION	CONVEXITY
BANK MED S.A.L/14-12-2017	USD 500	Euro CD	5.38	99.46	100.06	100.06	100.06	1.24	0.05	0.02	0.00
BANK BYBLOS S.A.L/21-06-2021	USD 300	Note	7	100	101.01	101.33	101.01	6.67	4.71	2.99	11.25

World Yields in Native Terms	O/N	3 Months	6 Months	9 Months	1 Year	2 Years	3 Years	5 Years	7 Years	10 Years	30 Years
EUR	-	-1.05	-0.84	-0.76	-0.77	-0.74	-0.63	-0.35	-0.10	0.31	1.14
U.S.A	-	1.35	1.49	--	1.69	1.84	1.96	2.17	2.31	2.40	2.78
U.K	-	0.30	0.44	--	0.41	0.47	0.51	0.73	0.94	1.22	1.80
Japan	-	0.00	-0.13	-0.13	-0.15	-0.15	-0.13	-0.12	-0.06	0.05	0.82

Libor	USD	EUR	JPY	GBP
1 Months	1.46	-0.40	-0.05	0.49
2 Months	1.50	-0.39	-0.03	0.50
3 Months	1.56	-0.39	-0.02	0.52
6 Months	1.74	-0.32	0.02	0.58
1 Year	2.01	-0.26	0.10	0.77

Spot Rates	Bid	Ask
Lebanese Pound	1505.60	1510.60
Euro	1.18	1.1757
British Sterling Pound	1.33	1.3352
Japanese Yen	113.47	113.4800
Gold	1242.58	1242.66

Lebanese Republic USD Eurobonds Yield Curve



Disclaimer: The Capital Markets Authority (CMA) publishes reports for general information purposes only. However, under no circumstances the CMA will accept any responsibility or liability in connection with the use of the information provided in these reports or on this website.

Contact us by email: [research@cma.gov.lb](mailto:research@cma.gov.lb)