

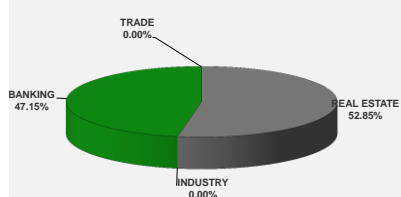
LISTED COMPANIES	LISTED SHARES	MARKET CAP.	TOTAL ORDINARY SHARES	PREFERRED SHARES	PREFERRED SHARES ISSUE PRICE	TOTAL MARKET CAP.	CUR.	TRADED VOLUME	TRADED VALUE	CLOSING PRICE	OPEN PRICE	HIGH PRICE	LOW PRICE	PREVIOUS PRICE
	(MM)	(MM \$)	(MM)	(MM)	USD	(MM \$)								
SOLIDERE A	100.00	796.00	100.00			796.00	USD	124,103	992,203	7.96	7.86	8.10	7.86	8.00
SOLIDERE B	65.00	520.00	65.00			520.00	USD	75,381	602,948	8.00	7.82	8.01	7.82	8.00
BQ.LIB. POUR LE COMMERCE	71.03	66.06	152.70			142.01	USD	-	-	0.93	-	-	-	0.93
BQ.LIB. POUR LE COMMERCE PEF. "B"	0.55	55.00		0.55		55.00	USD	-	-	100.00	-	-	-	100.00
BQ.LIB. POUR LE COMMERCE PEF. "C"	0.35	35.00		0.35		35.00	USD	-	-	100.00	-	-	-	100.00
BQ.LIB. POUR LE COMMERCE PEF. "D"	0.75	75.00		0.75		75.00	USD	1,000	100,000	100.00	100.00	100.00	100.00	100.00
BANQUE AUDI	399.75	2198.62	399.75			2198.62	USD	69,600	383,110	5.50	5.55	5.60	5.50	5.60
BANQUE AUDI GDR	119.92	671.58				671.58	USD	-	-	5.60	-	-	-	5.60
BANQUE AUDI PREFERRED "G"	1.50	150.45		1.50	100.00	150.45	USD	-	-	100.30	-	-	-	100.30
BANQUE AUDI PREFERRED "H"	0.75	75.45		0.75	100.00	75.45	USD	-	-	100.60	-	-	-	100.60
BANQUE AUDI PREFERRED "I"	2.50	250.25		2.50	100.00	250.25	USD	-	-	100.10	-	-	-	100.10
BANQUE AUDI PREFERRED "J"	2.75	274.73		2.75	100.00	274.73	USD	-	-	99.90	-	-	-	99.90
BANK OF BEIRUT	17.75	333.63	50.47			948.79	USD	-	-	18.80	-	-	-	18.80
BANK OF BEIRUT PRIORITY	4.76	100.00				100.00	USD	-	-	21.00	-	-	-	21.00
BANK OF BEIRUT PREFERRED SHARES "H"	5.40	139.86		5.40	25.00	139.86	USD	-	-	25.90	-	-	-	25.90
BANK OF BEIRUT PREFERRED SHARES "I"	5.00	127.50		5.00	25.00	127.50	USD	-	-	25.50	-	-	-	25.50
BANK OF BEIRUT PREFERRED SHARES "J"	3.00	76.95		3.00	25.00	76.95	USD	-	-	25.65	-	-	-	25.65
BANK OF BEIRUT PREFERRED SHARES "K"	4.00	101.40		4.00	25.00	101.40	USD	-	-	25.35	-	-	-	25.35
BYBLOS BANK	565.52	887.86	565.52			887.86	USD	-	-	1.57	-	-	-	1.57
BYBLOS BANK GDR	1.31	101.72				101.72	USD	-	-	77.70	-	-	-	77.70
BYBLOS BANK PREFERRED SHARES 2008	2.00	203.20		2.00	100.00	203.20	USD	-	-	101.60	-	-	-	101.60
BYBLOS BANK PREFERRED SHARES 2009	2.00	204.60		2.00	96.00	204.60	USD	-	-	102.30	-	-	-	102.30
BQ.EUROPEENNE PR.M.O	51.40	66.82	62.00			80.60	USD	-	-	1.30	-	-	-	1.30
BQ.EUROPEENNE PR.M.O PREFERRED 20	0.35	34.83		0.35	100.00	34.83	USD	-	-	99.50	-	-	-	99.50
BLOM BANK GDR	73.90	900.05				900.05	USD	99,390	1,210,728	12.18	12.10	12.25	12.10	12.12
BLOM BANK	215.00	2440.25	215.00			2440.25	USD	8,000	90,800	11.35	11.35	11.35	11.35	11.12
RASAMNY-YOUNIS MOTORS CO	10.92	35.49	27.30			88.73	USD	-	-	3.25	-	-	-	3.25
HOLCIM Lban	19.52	282.01	19.52			282.01	USD	-	-	14.45	-	-	-	14.45
STE DES CIMENTS BLANCS N	9.00	19.44	3.00			6.48	USD	-	-	2.16	-	-	-	2.16

<b>TOTAL EXECUTED</b>	<b>1,755.67</b>	<b>11,223.74</b>	<b>1,660.25</b>	<b>11,968.90</b>	<b>377,474</b>	<b>\$3,379,789</b>
Official USD Closing	1507.5					

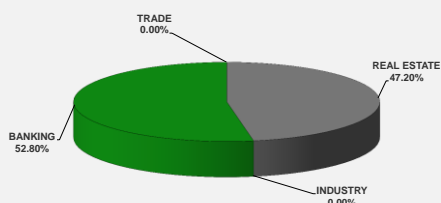
LEBANESE GLOBAL DEPOSITARY RECEIPTS	SHARES MM	BID \$	ASK \$	MID PRICE \$
BLOM BANK	73.90	12.30	12.50	12.30
BYBLOS BANK	1.31	74.00	0.00	0.00
AUDI BANK	116.24	5.53	5.65	5.59

STOCK INDEX	VALUE	PREVIOUS VALUE	% OF CHANGE
MARKET VALUE WEIGHTED INDEX	93.38	93.34	0.04%
NUMBER OF TRANSACTIONS	38		

BEIRUT STOCK EXCHANGE DAILY TRADING VOLUME



BEIRUT STOCK EXCHANGE DAILY TRADING VALUE \$



Disclaimer: The Capital Markets Authority (CMA) publishes reports for general information purposes only. However, under no circumstances the CMA will accept any responsibility or liability in connection with the use of the information provided in these reports or on this website.

MATURITY	CURRENCY	ISSUED AMOUNT (MM)	OUTSTANDING AMOUNT (MM)	COUPON	ISSUE P.	BID\$	ASK\$	MID. P	YIELD	SPREAD	DURATION	CONVEXITY
Lebanon / 27-12-2017	USD	950.00	32.50	5.000	100.000	99.977	99.980	99.977	5.562	4.416	0.033	0.002
Lebanon / 31-12-2017	USD	2,007.51	100.38	4.000	100.000	99.750	100.000	99.750	9.844	8.191	0.041	0.004
Lebanon / 07-03-2018	USD	700.00	35.00	5.000	100.000	98.000	98.125	98.000	13.869	12.603	0.221	0.098
Lebanon / 27-05-2018	USD	200.00	10.00	5.000	100.000	98.000	98.250	98.000	9.613	8.115	0.432	0.373
Lebanon / 12-06-2018	USD	700.00	700.00	5.150	100.000	98.875	100.875	98.875	7.519	6.027	0.479	0.460
Lebanon / 12-11-2018	USD	1,025.00	1,025.00	5.150	100.000	98.700	99.600	98.700	6.641	4.935	0.869	1.183
Lebanon / 28-11-2018	EUR	445.00	445.00	5.350	100.000	100.500	101.500	100.500	4.790	5.577	0.916	1.679
Lebanon / 23-04-2019	USD	500.00	500.00	6.750	100.000	98.800	99.800	98.800	6.432	4.741	1.277	2.280
Lebanon / 20-05-2019	USD	650.00	650.00	6.000	100.000	99.200	100.200	99.200	6.591	4.891	1.345	2.490
Lebanon / 28-11-2019	USD	1,500.00	1,500.00	5.450	100.000	97.950	98.550	97.950	6.584	4.764	1.816	4.257
Lebanon / 09-03-2020	USD	1,200.00	1,200.00	6.375	100.000	98.500	99.840	98.500	7.106	5.292	2.014	5.225
Lebanon / 14-04-2020	USD	700.00	700.00	5.800	100.000	97.500	98.550	97.500	6.976	5.131	2.121	5.701
Lebanon / 19-06-2020	USD	600.00	600.00	6.150	100.000	98.250	99.250	98.250	6.921	4.960	2.220	6.340
Lebanon / 12-04-2021	USD	2,092.47	2,092.47	8.250	100.000	102.856	103.152	102.856	7.262	5.287	2.840	10.090
Lebanon / 27-05-2022	USD	500.00	500.00	6.250	100.000	96.500	97.500	96.500	7.181	4.994	3.798	17.410
Lebanon / 04-10-2022	USD	1,540.00	1,540.00	6.100	100.000	95.850	96.800	95.850	7.135	4.939	4.056	19.858
Lebanon / 27-01-2023	USD	1,100.00	1,100.00	6.000	100.000	94.450	95.700	94.450	7.318	5.159	4.207	21.740
Lebanon / 26-05-2023	USD	500.00	500.00	6.400	100.000	95.875	96.875	95.875	7.331	5.144	4.490	24.410
Lebanon / 22-04-2024	USD	700.00	700.00	6.650	100.000	95.550	96.950	95.550	7.542	5.204	5.023	31.030
Lebanon / 04-11-2024	USD	500.00	538.47	6.250	100.000	93.900	94.490	93.900	7.394	5.093	5.418	35.987
Lebanon / 03-12-2024	USD	250.00	250.00	7.000	100.000	97.550	98.380	97.550	7.457	5.152	5.402	35.993
Lebanon / 26-02-2025	USD	800.00	800.00	6.200	100.000	93.200	94.090	93.200	7.435	5.132	5.546	38.266
Lebanon / 12-06-2025	USD	800.00	800.00	6.250	100.000	93.250	95.250	93.250	7.441	5.121	5.830	41.640
Lebanon / 27-11-2026	USD	1,600.00	1,600.00	6.600	100.000	94.400	95.250	94.400	7.468	5.045	6.570	54.254
Lebanon / 23-03-2027	USD	1,250.00	1,250.00	6.850	100.000	94.500	94.580	94.500	7.688	5.267	6.577	55.625
Lebanon / 29-11-2027	USD	1,000.00	1,000.00	6.750	100.000	94.540	95.480	94.540	7.539	5.152	7.045	63.410
Lebanon / 03-11-2028	USD	500.00	893.20	6.650	100.000	93.000	94.090	93.000	7.606	5.218	7.458	72.257
Lebanon / 25-05-2029	USD	1,000.00	1,000.00	6.850	100.000	94.250	95.250	94.250	7.611	5.197	7.693	77.430
Lebanon / 26-02-2030	USD	1,400.00	1,400.00	6.650	100.000	91.550	92.650	91.550	7.730	5.310	7.891	83.703
Lebanon / 22-04-2031	USD	300.00	300.00	7.000	100.000	93.550	94.950	93.550	7.784	5.364	8.327	94.330
Lebanon / 23-03-2032	USD	1,000.00	1,000.00	7.000	100.000	92.810	93.990	92.810	7.844	5.457	8.577	102.183
Lebanon / 02-11-2035	USD	600.00	600.00	7.050	100.000	91.850	92.750	91.850	7.908	5.519	9.653	135.575
Lebanon / 23-03-2037	USD	750.00	750.00	7.250	100.000	91.310	92.390	91.310	8.150	5.762	9.726	142.657
<b>TOTAL PUBLIC SECTOR EUROBONDS</b>		<b>29,438.033</b>	<b>26,190.06</b>									

**EURO CDS**

Not Available

**LEBANESE PRIVATE SECTOR EUROBONDS**

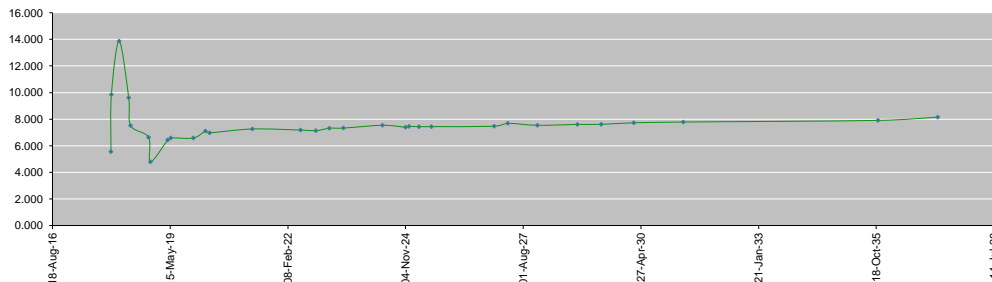
MATURITY	SIZE MM	TYPE	COUPON	Issue P.	BID \$	Ask \$	MID. P	YIELD	SPREAD	DURATION	CONVEXITY
BANK MED S.A.L/14-12-2017	USD 500	Euro CD	5.38	99.46	100.06	100.06	100.06	1.24	0.05	0.02	0.00
BANK BYBLOS S.A.L/21-06-2021	USD 300	Note	7	100	100.94	101.26	100.94	6.69	4.72	2.99	11.23

World Yields in Native Terms	O/N	3 Months	6 Months	9 Months	1 Year	2 Years	3 Years	5 Years	7 Years	10 Years	30 Years
EUR	-	-1.08	-0.88	-0.82	-0.77	-0.73	-0.63	-0.35	-0.10	0.32	1.16
U.S.A	-	1.34	1.49	--	1.69	1.82	1.94	2.15	2.30	2.39	2.76
U.K	-	0.30	0.44	--	0.43	0.48	0.53	0.74	0.95	1.22	1.80
Japan	-	-0.13	-0.13	-0.13	-0.15	-0.15	-0.13	-0.11	-0.06	0.05	0.81

Libor	USD	EUR	JPY	GBP
1 Months	1.47	-0.41	-0.05	0.49
2 Months	1.51	-0.39	-0.03	0.50
3 Months	1.57	-0.39	-0.02	0.52
6 Months	1.75	-0.32	0.02	0.58
1 Year	2.03	-0.26	0.10	0.77

Spot Rates	Bid	Ask
Lebanese Pound	1509.98	1515.65
Euro	1.18	1.1758
British Sterling Pound	1.33	1.3348
Japanese Yen	113.05	113.0800
Gold	1245.61	1246.38

Lebanese Republic USD Eurobonds Yield Curve



Disclaimer: The Capital Markets Authority (CMA) publishes reports for general information purposes only. However, under no circumstances the CMA will accept any responsibility or liability in connection with the use of the information provided in these reports or on this website.

Contact us by email: [research@cma.gov.lb](mailto:research@cma.gov.lb)