

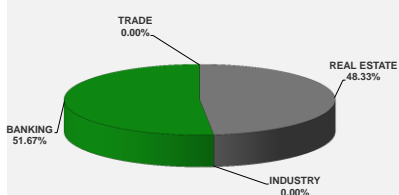
LISTED COMPANIES	LISTED SHARES	MARKET CAP.	TOTAL ORDINARY SHARES	PREFERRED SHARES	PREFERRED SHARES ISSUE PRICE	TOTAL MARKET CAP.	CUR.	TRADED VOLUME	TRADED VALUE	CLOSING PRICE	OPEN PRICE	HIGH PRICE	LOW PRICE	PREVIOUS PRICE
	(MM)	(MM \$)	(MM)	(MM)	USD	(MM \$)								
SOLIDERE A	100.00	801.00	100.00			801.00	USD	14,125	113,230	8.01	7.91	8.14	7.91	7.96
SOLIDERE B	65.00	525.85	65.00			525.85	USD	3,934	31,442	8.09	7.91	8.28	7.91	7.94
BQ.LIB. POUR LE COMMERCE	71.03	66.06	152.70			142.01	USD	-	-	0.93	-	-	-	0.93
BQ.LIB. POUR LE COMMERCE PEF. "B"	0.55	55.00		0.55		55.00	USD	-	-	100.00	-	-	-	100.00
BQ.LIB. POUR LE COMMERCE PEF. "C"	0.35	35.00		0.35		35.00	USD	-	-	100.00	-	-	-	100.00
BQ.LIB. POUR LE COMMERCE PEF. "D"	0.75	75.00		0.75		75.00	USD	-	-	100.00	-	-	-	100.00
BANQUE AUDI	399.75	2274.57	399.75			2274.57	USD	-	-	5.69	-	-	-	5.75
BANQUE AUDI GDR	119.92	684.77				684.77	USD	-	-	5.71	-	-	-	5.71
BANQUE AUDI PREFERRED "G"	1.50	150.45		1.50	100.00	150.45	USD	-	-	100.30	-	-	-	100.30
BANQUE AUDI PREFERRED "H"	0.75	75.45		0.75	100.00	75.45	USD	-	-	100.60	-	-	-	100.60
BANQUE AUDI PREFERRED "I"	2.50	250.00		2.50	100.00	250.00	USD	-	-	100.00	-	-	-	100.00
BANQUE AUDI PREFERRED "J"	2.75	275.00		2.75	100.00	275.00	USD	-	-	100.00	-	-	-	100.00
BANK OF BEIRUT	17.75	333.63	50.47			948.79	USD	-	-	18.80	-	-	-	18.80
BANK OF BEIRUT PRIORITY	4.76	100.00				100.00	USD	-	-	21.00	-	-	-	21.00
BANK OF BEIRUT PREFERRED SHARES "H"	5.40	139.86		5.40	25.00	139.86	USD	-	-	25.90	-	-	-	25.90
BANK OF BEIRUT PREFERRED SHARES "I"	5.00	127.50		5.00	25.00	127.50	USD	-	-	25.50	-	-	-	25.50
BANK OF BEIRUT PREFERRED SHARES "J"	3.00	76.95		3.00	25.00	76.95	USD	-	-	25.65	-	-	-	25.65
BANK OF BEIRUT PREFERRED SHARES "K"	4.00	101.40		4.00	25.00	101.40	USD	-	-	25.35	-	-	-	25.35
BYBLOS BANK	565.52	882.20	565.52			882.20	USD	1,507	2,351	1.56	1.56	1.56	1.56	1.56
BYBLOS BANK GDR	1.31	101.72				101.72	USD	-	-	77.70	-	-	-	77.70
BYBLOS BANK PREFERRED SHARES 2008	2.00	203.20		2.00	100.00	203.20	USD	-	-	101.60	-	-	-	101.60
BYBLOS BANK PREFERRED SHARES 2009	2.00	204.80		2.00	96.00	204.80	USD	-	-	102.40	-	-	-	102.40
BQ.EUROPEENNE PR.M.O	51.40	66.82	62.00			80.60	USD	-	-	1.30	-	-	-	1.30
BQ.EUROPEENNE PR.M.O PREFERRED 20	0.35	34.83		0.35	100.00	34.83	USD	-	-	99.50	-	-	-	99.50
BLOM BANK GDR	73.90	915.57				915.57	USD	7,800	96,600	12.39	12.30	12.40	12.30	12.30
BLOM BANK	215.00	2440.25	215.00			2440.25	USD	10,000	113,500	11.35	11.35	11.35	11.35	11.32
RASAMNY-YOUNIS MOTORS CO	10.92	35.49	27.30			88.73	USD	-	-	3.25	-	-	-	3.25
HOLCIM Lban	19.52	282.40	19.52			282.40	USD	-	-	14.47	-	-	-	14.46
STE DES CIMENTS BLANCS N	9.00	19.44	3.00			6.48	USD	-	-	2.16	-	-	-	2.25

<b>TOTAL EXECUTED</b>	<b>1,755.67</b>	<b>11,334.21</b>	<b>1,660.25</b>	<b>12,079.37</b>	<b>37,366</b>	<b>\$357,123</b>
Official USD Closing	1507.5					

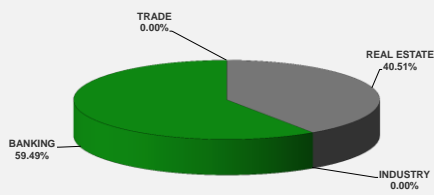
LEBANESE GLOBAL DEPOSITARY RECEIPTS	SHARES MM	BID \$	ASK \$	MID PRICE \$
BLOM BANK	73.90	12.30	12.35	12.35
BYBLOS BANK	1.31	74.00	0.00	0.00
AUDI BANK	116.24	5.66	5.75	5.71

STOCK INDEX	VALUE	PREVIOUS VALUE	% OF CHANGE
MARKET VALUE WEIGHTED INDEX	94.28	93.60	0.73%
NUMBER OF TRANSACTIONS	32		

BEIRUT STOCK EXCHANGE DAILY TRADING VOLUME



BEIRUT STOCK EXCHANGE DAILY TRADING VALUE \$



**Disclaimer:** The Capital Markets Authority (CMA) publishes reports for general information purposes only. However, under no circumstances the CMA will accept any responsibility or liability in connection with the use of the information provided in these reports or on this website.

MATURITY	CURRENCY	ISSUED AMMOUNT (MM)	OUTSTANDING AMOUNT (MM)	COUPON	ISSUE P.	BID\$	ASK\$	MID. P	YIELD	SPREAD	DURATION	CONVEXITY
Lebanon / 27-12-2017	USD	950.00	32.50	5.000	100.000	99.986	99.987	99.986	5.587	4.439	0.019	0.001
Lebanon / 31-12-2017	USD	2,007.51	100.38	4.000	100.000	99.950	100.050	99.950	5.695	4.052	0.028	0.002
Lebanon / 07-03-2018	USD	700.00	35.00	5.000	100.000	98.000	98.125	98.000	14.433	13.191	0.208	0.086
Lebanon / 27-05-2018	USD	200.00	10.00	5.000	100.000	98.000	98.250	98.000	9.750	8.272	0.419	0.351
Lebanon / 12-06-2018	USD	700.00	700.00	5.150	100.000	99.375	101.375	99.375	6.491	5.007	1.266	0.440
Lebanon / 12-11-2018	USD	1,025.00	1,025.00	5.150	100.000	99.050	99.790	99.050	6.251	4.536	0.857	1.157
Lebanon / 28-11-2018	EUR	445.00	445.00	5.350	100.000	100.500	101.500	100.500	4.779	5.603	0.904	1.634
Lebanon / 23-04-2019	USD	500.00	500.00	6.750	100.000	99.250	100.250	99.250	6.084	4.379	1.266	2.250
Lebanon / 20-05-2019	USD	650.00	650.00	6.000	100.000	99.700	100.740	99.700	6.220	4.512	1.334	2.460
Lebanon / 28-11-2019	USD	1,500.00	1,500.00	5.450	100.000	98.550	99.600	98.550	6.253	4.400	1.806	4.222
Lebanon / 09-03-2020	USD	1,200.00	1,200.00	6.375	100.000	99.340	100.240	99.340	6.694	4.849	2.005	5.182
Lebanon / 14-04-2020	USD	700.00	700.00	5.800	100.000	97.950	98.900	97.950	6.766	4.920	2.109	5.649
Lebanon / 19-06-2020	USD	600.00	600.00	6.150	100.000	98.750	99.750	98.750	6.702	4.735	2.278	6.480
Lebanon / 12-04-2021	USD	2,092.47	2,092.47	8.250	100.000	103.538	103.835	103.538	7.028	5.065	2.831	10.030
Lebanon / 27-05-2022	USD	500.00	500.00	6.250	100.000	97.250	98.250	97.250	6.980	4.802	3.791	17.350
Lebanon / 04-10-2022	USD	1,540.00	1,540.00	6.100	100.000	96.700	97.570	96.700	6.921	4.749	4.049	19.800
Lebanon / 27-01-2023	USD	1,100.00	1,100.00	6.000	100.000	95.050	96.300	95.050	7.174	5.000	4.200	21.670
Lebanon / 26-05-2023	USD	500.00	500.00	6.400	100.000	96.375	97.375	96.375	7.217	5.039	4.482	24.330
Lebanon / 22-04-2024	USD	700.00	700.00	6.650	100.000	96.550	97.700	96.550	7.338	5.041	5.020	30.990
Lebanon / 04-11-2024	USD	500.00	538.47	6.250	100.000	94.250	95.300	94.250	7.328	5.028	5.412	35.913
Lebanon / 03-12-2024	USD	250.00	250.00	7.000	100.000	98.100	98.860	98.100	7.353	5.054	5.396	35.911
Lebanon / 26-02-2025	USD	800.00	800.00	6.200	100.000	94.000	95.000	94.000	7.285	4.980	5.545	38.236
Lebanon / 12-06-2025	USD	800.00	800.00	6.250	100.000	93.500	95.500	93.500	7.397	5.103	5.820	41.520
Lebanon / 27-11-2026	USD	1,600.00	1,600.00	6.600	100.000	94.650	95.750	94.650	7.429	5.054	6.563	54.153
Lebanon / 23-03-2027	USD	1,250.00	1,250.00	6.850	100.000	96.410	96.560	96.410	7.390	5.019	6.601	55.914
Lebanon / 29-11-2027	USD	1,000.00	1,000.00	6.750	100.000	94.850	96.110	94.850	7.493	5.120	7.042	63.350
Lebanon / 03-11-2028	USD	500.00	893.20	6.650	100.000	93.550	94.500	93.550	7.528	5.155	7.456	72.211
Lebanon / 25-05-2029	USD	1,000.00	1,000.00	6.850	100.000	94.500	95.500	94.500	7.577	5.199	7.686	77.300
Lebanon / 26-02-2030	USD	1,400.00	1,400.00	6.650	100.000	92.375	93.375	92.375	7.620	5.241	7.900	83.824
Lebanon / 22-04-2031	USD	300.00	300.00	7.000	100.000	94.375	95.375	94.375	7.680	5.303	8.333	94.430
Lebanon / 23-03-2032	USD	1,000.00	1,000.00	7.000	100.000	92.950	94.050	92.950	7.827	5.454	8.567	102.006
Lebanon / 02-11-2035	USD	600.00	600.00	7.050	100.000	92.640	93.200	92.640	7.820	5.445	9.669	135.910
Lebanon / 23-03-2037	USD	750.00	750.00	7.250	100.000	91.960	93.180	91.960	8.078	5.707	9.751	143.207
<b>TOTAL PUBLIC SECTOR EUROBONDS</b>		<b>29,439.991</b>	<b>26,192.02</b>									

**EURO CDS**

Not Available

**LEBANESE PRIVATE SECTOR EUROBONDS**

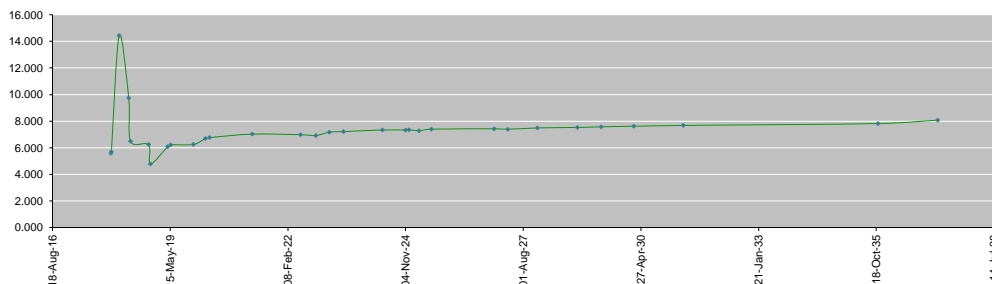
MATURITY	SIZE MM	TYPE	COUPON	Issue P.	BID \$	Ask \$	MID. P	YIELD	SPREAD	DURATION	CONVEXITY
BANK MED S.A.L/14-12-2017	USD 500	Euro CD	5.38	99.46	#N/A *The record could not be found	#N/A *The record could not be found	#N/A *The record could not be found	#N/A *The record could not be found	#VALUE! Id not be found	#N/A *The record could not be found	#N/A *The record could not be found
BANK BYBLOS S.A.L/21-06-2021	USD 300	Note	7	100	101.01	101.32	101.01	6.67	4.71	2.97	11.15

World Yields in Native Terms	O/N	3 Months	6 Months	9 Months	1 Year	2 Years	3 Years	5 Years	7 Years	10 Years	30 Years
EUR	-	-1.10	-0.89	-0.84	-0.82	-0.70	-0.60	-0.33	-0.09	0.30	1.10
U.S.A	-	1.33	1.48	--	1.70	1.85	1.96	2.17	2.30	2.37	2.70
U.K	-	0.35	0.43	--	0.35	0.45	0.48	0.70	0.89	1.14	1.70
Japan	-	-0.18	-0.13	-0.13	-0.15	-0.15	-0.13	-0.11	-0.07	0.04	0.81

Libor	USD	EUR	JPY	GBP
1 Months	1.50	-0.41	-0.05	0.49
2 Months	1.54	-0.40	-0.03	0.50
3 Months	1.61	-0.39	-0.02	0.52
6 Months	1.77	-0.32	0.02	0.57
1 Year	2.05	-0.26	0.12	0.76

Spot Rates	Bid	Ask
Lebanese Pound	1511.00	1521.00
Euro	1.18	1.1799
British Sterling Pound	1.34	1.3404
Japanese Yen	112.49	112.5200
Gold	1259.29	1259.38

Lebanese Republic USD Eurobonds Yield Curve



Disclaimer: The Capital Markets Authority (CMA) publishes reports for general information purposes only. However, under no circumstances the CMA will accept any responsibility or liability in connection with the use of the information provided in these reports or on this website.

Contact us by email: [research@cma.gov.lb](mailto:research@cma.gov.lb)