

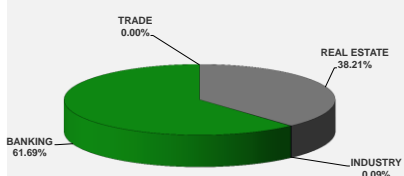
LISTED COMPANIES	LISTED SHARES	MARKET CAP.	TOTAL ORDINARY SHARES	PREFERRED SHARES	PREFERRED SHARES ISSUE PRICE	TOTAL MARKET CAP.	CUR.	TRADED VOLUME	TRADED VALUE	CLOSING PRICE	OPEN PRICE	HIGH PRICE	LOW PRICE	PREVIOUS PRICE
	(MM)	(MM \$)	(MM)	(MM)	USD	(MM \$)								
SOLIDERE A	100.00	820.00	100.00			820.00	USD	66,130	539,482	8.20	7.84	8.20	7.84	7.87
SOLIDERE B	65.00	529.10	65.00			529.10	USD	18,892	153,426	8.14	7.81	8.15	7.81	7.91
BQ.LIB. POUR LE COMMERCE	71.03	66.06	152.70			142.01	USD	-	-	0.93	-	-	-	0.93
BQ.LIB. POUR LE COMMERCE PEF. "B"	0.55	55.00		0.55		55.00	USD	-	-	100.00	-	-	-	100.00
BQ.LIB. POUR LE COMMERCE PEF. "C"	0.35	35.00		0.35		35.00	USD	-	-	100.00	-	-	-	100.00
BQ.LIB. POUR LE COMMERCE PEF. "D"	0.75	75.00		0.75		75.00	USD	-	-	100.00	-	-	-	100.00
BANQUE AUDI	399.75	2298.56	399.75			2298.56	USD	-	-	5.75	-	-	-	5.75
BANQUE AUDI GDR	119.92	700.36				700.36	USD	-	-	5.84	-	-	-	5.84
BANQUE AUDI PREFERRED "G"	1.50	150.45		1.50	100.00	150.45	USD	-	-	100.30	-	-	-	100.30
BANQUE AUDI PREFERRED "H"	0.75	75.45		0.75	100.00	75.45	USD	-	-	100.60	-	-	-	100.60
BANQUE AUDI PREFERRED "I"	2.50	249.88		2.50	100.00	249.88	USD	18,580	1,857,071	99.95	99.95	99.95	99.95	100.00
BANQUE AUDI PREFERRED "J"	2.75	274.86		2.75	100.00	274.86	USD	5,000	499,750	99.95	99.95	99.95	99.95	100.00
BANK OF BEIRUT	17.75	333.63	50.47			948.79	USD	-	-	18.80	-	-	-	18.80
BANK OF BEIRUT PRIORITY	4.76	100.00				100.00	USD	-	-	21.00	-	-	-	21.00
BANK OF BEIRUT PREFERRED SHARES "H"	5.40	139.86		5.40	25.00	139.86	USD	3,860	99,974	25.90	25.90	25.90	25.90	25.90
BANK OF BEIRUT PREFERRED SHARES "I"	5.00	127.50		5.00	25.00	127.50	USD	-	-	25.50	-	-	-	25.50
BANK OF BEIRUT PREFERRED SHARES "J"	3.00	76.95		3.00	25.00	76.95	USD	-	-	25.65	-	-	-	25.65
BANK OF BEIRUT PREFERRED SHARES "K"	4.00	101.40		4.00	25.00	101.40	USD	-	-	25.35	-	-	-	25.35
BYBLOS BANK	565.52	882.20	565.52			882.20	USD	50,000	77,855	1.56	1.56	1.56	1.55	1.56
BYBLOS BANK GDR	1.31	101.72				101.72	USD	-	-	77.70	-	-	-	77.70
BYBLOS BANK PREFERRED SHARES 2008	2.00	203.20		2.00	100.00	203.20	USD	-	-	101.60	-	-	-	101.60
BYBLOS BANK PREFERRED SHARES 2009	2.00	204.80		2.00	96.00	204.80	USD	-	-	102.40	-	-	-	102.40
BQ.EUROPEENNE PR.M.O	51.40	66.82	62.00			80.60	USD	-	-	1.30	-	-	-	1.30
BQ.EUROPEENNE PR.M.O PREFERRED 20	0.35	34.83		0.35	100.00	34.83	USD	-	-	99.50	-	-	-	99.50
BLOM BANK GDR	73.90	924.44				924.44	USD	13,200	165,120	12.51	12.50	12.60	12.50	12.50
BLOM BANK	215.00	2476.80	215.00			2476.80	USD	46,615	537,023	11.52	11.50	11.60	11.50	11.50
RASAMNY-YOUNIS MOTORS CO	10.92	35.49	27.30			88.73	USD	-	-	3.25	-	-	-	3.25
HOLCIM Lban	19.52	282.20	19.52			282.20	USD	209	3,022	14.46	14.46	14.46	14.46	14.46
STE DES CIMENTS BLANCS N	9.00	19.44	3.00			6.48	USD	-	-	2.16	-	-	-	2.25

TOTAL EXECUTED	1,755.67	11,441.00	1,660.25	12,186.16	222,486	\$3,932,723
Official USD Closing	1507.5					

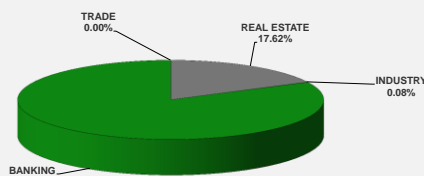
LEBANESE GLOBAL DEPOSITARY RECEIPTS	SHARES MM	BID \$	ASK \$	MID PRICE \$
BLOM BANK	73.90	12.50	12.60	12.55
BYBLOS BANK	1.31	74.00	0.00	0.00
AUDI BANK	116.24	5.73	5.85	5.79

STOCK INDEX	VALUE	PREVIOUS VALUE	% OF CHANGE
MARKET VALUE WEIGHTED INDEX	95.74	93.51	2.38%
NUMBER OF TRANSACTIONS	45		

BEIRUT STOCK EXCHANGE DAILY TRADING VOLUME



BEIRUT STOCK EXCHANGE DAILY TRADING VALUE \$



Disclaimer: The Capital Markets Authority (CMA) publishes reports for general information purposes only. However, under no circumstances the CMA will accept any responsibility or liability in connection with the use of the information provided in these reports or on this website.

MATURITY	CURRENCY	ISSUED AMOUNT (MM)	OUTSTANDING AMOUNT (MM)	COUPON	ISSUE P.	BIDS	ASKS	MID. P	YIELD	SPREAD	DURATION	CONVEXITY
Lebanon / 27-12-2017	USD	950.00	32.50	5.000	100.000	99.990	99.991	99.990	5.585	4.422	0.014	0.000
Lebanon / 31-12-2017	USD	2,007.51	100.38	4.000	100.000	99.990	100.020	99.990	5.100	2.682	0.008	0.000
Lebanon / 07-03-2018	USD	700.00	35.00	5.000	100.000	98.000	98.125	98.000	15.358	14.060	0.189	0.071
Lebanon / 27-05-2018	USD	200.00	10.00	5.000	100.000	98.000	98.250	98.000	9.958	8.425	0.401	0.321
Lebanon / 12-06-2018	USD	700.00	700.00	5.150	100.000	99.625	101.625	99.625	5.978	4.450	1.245	0.410
Lebanon / 12-11-2018	USD	1,025.00	1,025.00	5.150	100.000	99.410	99.900	99.410	5.843	4.120	0.839	1.118
Lebanon / 28-11-2018	EUR	445.00	445.00	5.350	100.000	100.380	102.370	100.380	4.898	5.693	0.890	1.583
Lebanon / 23-04-2019	USD	500.00	500.00	6.750	100.000	98.875	99.875	98.875	6.393	4.671	1.245	2.180
Lebanon / 20-05-2019	USD	650.00	650.00	6.000	100.000	100.050	100.990	100.050	5.957	4.240	1.317	2.410
Lebanon / 28-11-2019	USD	1,500.00	1,500.00	5.450	100.000	99.050	99.800	99.050	5.978	4.124	1.789	4.153
Lebanon / 09-03-2020	USD	1,200.00	1,200.00	6.375	100.000	99.710	100.550	99.710	6.512	4.659	1.988	5.107
Lebanon / 14-04-2020	USD	700.00	700.00	5.800	100.000	98.250	99.150	98.250	6.628	4.773	2.092	5.569
Lebanon / 19-06-2020	USD	600.00	600.00	6.150	100.000	99.000	100.000	99.000	6.593	4.615	2.261	6.390
Lebanon / 12-04-2021	USD	2,092.47	2,092.47	8.250	100.000	103.865	104.162	103.865	6.911	4.932	2.815	9.930
Lebanon / 27-05-2022	USD	500.00	500.00	6.250	100.000	97.000	98.000	97.000	7.050	4.820	3.770	17.180
Lebanon / 04-10-2022	USD	1,540.00	1,540.00	6.100	100.000	97.100	97.800	97.100	6.822	4.592	4.033	19.661
Lebanon / 27-01-2023	USD	1,100.00	1,100.00	6.000	100.000	95.450	96.650	95.450	7.080	4.848	4.184	21.530
Lebanon / 26-05-2023	USD	500.00	500.00	6.400	100.000	96.250	97.250	96.250	7.248	5.017	4.462	24.140
Lebanon / 22-04-2024	USD	700.00	700.00	6.650	100.000	97.410	97.470	97.410	7.164	4.775	5.004	30.820
Lebanon / 04-11-2024	USD	500.00	538.47	6.250	100.000	94.550	95.600	94.550	7.272	4.883	5.397	35.739
Lebanon / 03-12-2024	USD	250.00	250.00	7.000	100.000	98.130	98.970	98.130	7.348	4.960	5.378	35.708
Lebanon / 26-02-2025	USD	800.00	800.00	6.200	100.000	93.960	94.840	93.960	7.295	4.903	5.524	38.003
Lebanon / 12-06-2025	USD	800.00	800.00	6.250	100.000	94.000	96.000	94.000	7.307	4.924	5.808	41.370
Lebanon / 27-11-2026	USD	1,600.00	1,600.00	6.600	100.000	94.900	95.900	94.900	7.390	4.909	6.548	53.941
Lebanon / 23-03-2027	USD	1,250.00	1,250.00	6.850	100.000	96.460	96.580	96.460	7.383	4.898	6.583	55.664
Lebanon / 29-11-2027	USD	1,000.00	1,000.00	6.750	100.000	95.000	95.990	95.000	7.471	4.986	7.023	63.080
Lebanon / 03-11-2028	USD	500.00	893.20	6.650	100.000	93.260	94.240	93.260	7.570	5.081	7.430	71.828
Lebanon / 25-05-2029	USD	1,000.00	1,000.00	6.850	100.000	93.750	94.750	93.750	7.681	5.194	7.648	76.730
Lebanon / 26-02-2030	USD	1,400.00	1,400.00	6.650	100.000	91.750	92.900	91.750	7.705	5.223	7.865	83.274
Lebanon / 22-04-2031	USD	300.00	300.00	7.000	100.000	93.680	95.070	93.680	7.768	5.284	8.299	93.840
Lebanon / 23-03-2032	USD	1,000.00	1,000.00	7.000	100.000	92.550	93.800	92.550	7.878	5.389	8.537	101.477
Lebanon / 02-11-2035	USD	600.00	600.00	7.050	100.000	92.150	92.950	92.150	7.875	5.385	9.633	135.179
Lebanon / 23-03-2037	USD	750.00	750.00	7.250	100.000	92.000	92.890	92.000	8.074	5.589	9.725	142.689
TOTAL PUBLIC SECTOR EUROBONDS		29,442.928	26,194.96									

EURO CDS

Not Available

LEBANESE PRIVATE SECTOR EUROBONDS

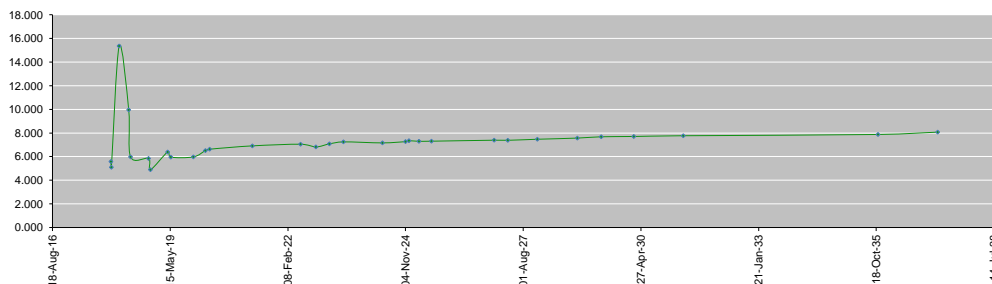
MATURITY	SIZE MM	TYPE	COUPON	Issue P.	BID \$	Ask \$	MID. P	YIELD	SPREAD	DURATION	CONVEXITY
BANK MED S.A.L/14-12-2017	USD 500	Euro CD	5.38	99.46	#N/A *The record could not be found	#N/A *The record could not be found	#N/A *The record could not be found	Id not be found	#VALUE! Id not be found	#N/A *The record could not be found	
BANK BYBLOS S.A.L/21-06-2021	USD 300	Note	7	100	100.81	101.12	100.81	6.74	4.75	3.06	11.40

World Yields in Native Terms	O/N	3 Months	6 Months	9 Months	1 Year	2 Years	3 Years	5 Years	7 Years	10 Years	30 Years
EUR	-	-1.12	-0.91	-0.79	-0.79	-0.66	-0.53	-0.24	0.03	0.42	1.25
U.S.A	-	1.38	1.52	--	1.71	1.86	1.98	2.24	2.39	2.49	2.86
U.K	-	0.35	0.43	--	0.38	0.49	0.54	0.79	1.00	1.28	1.85
Japan	-	-0.19	-0.11	-0.12	-0.15	-0.14	-0.11	-0.10	-0.04	0.06	0.82

Libor	USD	EUR	JPY	GBP
1 Months	1.53	-0.42	-0.05	0.50
2 Months	1.59	-0.39	-0.03	0.51
3 Months	1.66	-0.39	-0.02	0.52
6 Months	1.81	-0.32	0.01	0.57
1 Year	2.08	-0.25	0.11	0.77

Spot Rates	Bid	Ask
Lebanese Pound	1505.40	1510.40
Euro	1.19	1.1868
British Sterling Pound	1.34	1.3361
Japanese Yen	113.44	113.4700
Gold	1265.87	1265.98

Lebanese Republic USD Eurobonds Yield Curve



Disclaimer: The Capital Markets Authority (CMA) publishes reports for general information purposes only. However, under no circumstances the CMA will accept any responsibility or liability in connection with the use of the information provided in these reports or on this website.

Contact us by email: research@cma.gov.lb