

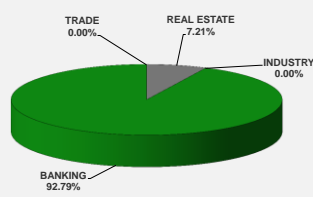
LISTED COMPANIES	LISTED SHARES	MARKET CAP.	TOTAL ORDINARY SHARES	PREFERRED SHARES	PREFERRED SHARES ISSUE PRICE	TOTAL MARKET CAP.	CUR.	TRADED VOLUME	TRADED VALUE	CLOSING PRICE	OPEN PRICE	HIGH PRICE	LOW PRICE	PREVIOUS PRICE
	(MM)	(MM \$)	(MM)	(MM)	USD	(MM \$)								
SOLIDERE A	100.00	793.00	100.00			793.00	USD	19,853	157,736	7.93	7.93	8.14	7.92	7.96
SOLIDERE B	65.00	514.80	65.00			514.80	USD	2,625	20,794	7.92	7.93	7.93	7.90	7.90
BQ.LIB. POUR LE COMMERCE	71.03	66.06	152.70			142.01	USD	-	-	0.93	-	-	-	0.93
BQ.LIB. POUR LE COMMERCE PEF. "B"	0.55	55.00		0.55		55.00	USD	-	-	100.00	-	-	-	100.00
BQ.LIB. POUR LE COMMERCE PEF. "C"	0.35	35.00		0.35		35.00	USD	-	-	100.00	-	-	-	100.00
BQ.LIB. POUR LE COMMERCE PEF. "D"	0.75	75.00		0.75		75.00	USD	-	-	100.00	-	-	-	100.00
BANQUE AUDI	399.75	2298.56	399.75			2298.56	USD	-	-	5.75	-	-	-	5.75
BANQUE AUDI GDR	119.92	700.36				700.36	USD	-	-	5.84	-	-	-	5.84
BANQUE AUDI PREFERRED "G"	1.50	150.45		1.50	100.00	150.45	USD	-	-	100.30	-	-	-	100.30
BANQUE AUDI PREFERRED "H"	0.75	75.45		0.75	100.00	75.45	USD	-	-	100.60	-	-	-	100.60
BANQUE AUDI PREFERRED "I"	2.50	249.88		2.50	100.00	249.88	USD	550	54,973	99.95	99.95	99.95	99.95	99.95
BANQUE AUDI PREFERRED "J"	2.75	274.86		2.75	100.00	274.86	USD	-	-	99.95	-	-	-	99.95
BANK OF BEIRUT	17.75	333.63	50.47			948.79	USD	-	-	18.80	-	-	-	18.80
BANK OF BEIRUT PRIORITY	4.76	100.00				100.00	USD	-	-	21.00	-	-	-	21.00
BANK OF BEIRUT PREFERRED SHARES "H"	5.40	139.86		5.40	25.00	139.86	USD	-	-	25.90	-	-	-	25.90
BANK OF BEIRUT PREFERRED SHARES "I"	5.00	127.50		5.00	25.00	127.50	USD	-	-	25.50	-	-	-	25.50
BANK OF BEIRUT PREFERRED SHARES "J"	3.00	76.95		3.00	25.00	76.95	USD	-	-	25.65	-	-	-	25.65
BANK OF BEIRUT PREFERRED SHARES "K"	4.00	101.40		4.00	25.00	101.40	USD	-	-	25.35	-	-	-	25.35
BYBLOS BANK	565.52	882.20	565.52			882.20	USD	-	-	1.56	-	-	-	1.56
BYBLOS BANK GDR	1.31	101.72				101.72	USD	-	-	77.70	-	-	-	77.70
BYBLOS BANK PREFERRED SHARES 2008	2.00	203.20		2.00	100.00	203.20	USD	-	-	101.60	-	-	-	101.60
BYBLOS BANK PREFERRED SHARES 2009	2.00	202.00		2.00	96.00	202.00	USD	7,274	734,595	101.00	102.30	102.30	100.50	102.40
BQ.EUROPEENNE PR.M.O	51.40	66.82	62.00			80.60	USD	-	-	1.30	-	-	-	1.30
BQ.EUROPEENNE PR.M.O PREFERRED 20	0.35	34.83		0.35	100.00	34.83	USD	-	-	99.50	-	-	-	99.50
BLOM BANK GDR	73.90	937.74				937.74	USD	11,625	147,573	12.69	12.60	12.70	12.60	12.62
BLOM BANK	215.00	2451.00	215.00			2451.00	USD	270,000	3,079,000	11.40	11.45	11.45	11.40	11.35
RASAMNY-YOUNIS MOTORS CO	10.92	35.49	27.30			88.73	USD	-	-	3.25	-	-	-	3.25
HOLCIM Lban	19.52	282.20	19.52			282.20	USD	-	-	14.46	-	-	-	14.46
STE DES CIMENTS BLANCS N	9.00	19.44	3.00			6.48	USD	-	-	2.16	-	-	-	2.25

TOTAL EXECUTED	1,755.67	11,384.40	1,660.25	12,129.56	311,927	\$4,194,671
Official USD Closing	1507.5					

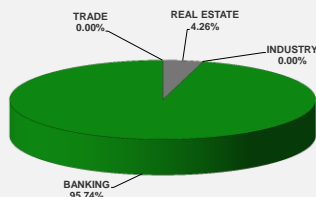
LEBANESE GLOBAL DEPOSITARY RECEIPTS	SHARES MM	BID \$	ASK \$	MID PRICE \$
BLOM BANK	73.90	12.35	12.60	12.48
BYBLOS BANK	1.31	74.00	0.00	0.00
AUDI BANK	116.24	5.65	5.85	5.75

STOCK INDEX	VALUE	PREVIOUS VALUE	% OF CHANGE
MARKET VALUE WEIGHTED INDEX	93.59	93.73	-0.14%
NUMBER OF TRANSACTIONS	29		

BEIRUT STOCK EXCHANGE DAILY TRADING VOLUME



BEIRUT STOCK EXCHANGE DAILY TRADING VALUE \$



Disclaimer: The Capital Markets Authority (CMA) publishes reports for general information purposes only. However, under no circumstances the CMA will accept any responsibility or liability in connection with the use of the information provided in these reports or on this website.

MATURITY	CURRENCY	ISSUED AMOUNT (MM)	OUTSTANDING AMOUNT (MM)	COUPON	ISSUE P.	BIDS	ASKS	MID. P	YIELD	SPREAD	DURATION	CONVEXITY
Lebanon / 27-12-2017	USD	950.00	32.50	5.000	100.000	99.990	99.991	99.990	5.585	4.422	0.014	0.000
Lebanon / 31-12-2017	USD	2,007.51	100.38	4.000	100.000	99.990	100.010	99.990	5.688	2.702	0.006	0.000
Lebanon / 07-03-2018	USD	700.00	35.00	5.000	100.000	98.000	98.125	98.000	15.658	14.274	0.184	0.067
Lebanon / 27-05-2018	USD	200.00	10.00	5.000	100.000	98.000	98.250	98.000	10.021	8.456	0.395	0.313
Lebanon / 12-06-2018	USD	700.00	700.00	5.150	100.000	99.875	101.875	99.875	5.420	3.860	0.446	0.400
Lebanon / 12-11-2018	USD	1,025.00	1,025.00	5.150	100.000	99.460	99.990	99.460	5.787	4.041	0.834	1.107
Lebanon / 28-11-2018	EUR	445.00	445.00	5.350	100.000	100.380	102.370	100.380	4.894	5.669	0.885	1.565
Lebanon / 23-04-2019	USD	500.00	500.00	6.750	100.000	99.375	101.375	99.375	5.993	4.257	1.245	2.190
Lebanon / 20-05-2019	USD	650.00	650.00	6.000	100.000	100.050	101.200	100.050	5.956	4.216	1.312	2.390
Lebanon / 28-11-2019	USD	1,500.00	1,500.00	5.450	100.000	98.950	99.850	98.950	6.036	4.111	1.784	4.130
Lebanon / 09-03-2020	USD	1,200.00	1,200.00	6.375	100.000	99.450	100.700	99.450	6.642	4.723	1.982	5.081
Lebanon / 14-04-2020	USD	700.00	700.00	5.800	100.000	98.200	99.050	98.200	6.654	4.733	2.086	5.541
Lebanon / 19-06-2020	USD	600.00	600.00	6.150	100.000	99.000	100.000	99.000	6.594	4.670	2.256	6.370
Lebanon / 12-04-2021	USD	2,092.47	2,092.47	8.250	100.000	104.121	104.419	104.121	6.823	4.805	2.811	9.910
Lebanon / 27-05-2022	USD	500.00	500.00	6.250	100.000	97.500	98.500	97.500	6.915	4.670	3.769	17.170
Lebanon / 04-10-2022	USD	1,540.00	1,540.00	6.100	100.000	97.000	97.950	97.000	6.848	4.603	4.028	19.617
Lebanon / 27-01-2023	USD	1,100.00	1,100.00	6.000	100.000	95.500	96.800	95.500	7.069	4.823	4.180	21.490
Lebanon / 26-05-2023	USD	500.00	500.00	6.400	100.000	96.750	97.750	96.750	7.133	4.888	4.461	24.130
Lebanon / 22-04-2024	USD	700.00	700.00	6.650	100.000	97.125	97.625	97.125	7.222	4.833	4.998	30.760
Lebanon / 04-11-2024	USD	500.00	538.47	6.250	100.000	94.750	95.750	94.750	7.234	4.844	5.393	35.702
Lebanon / 03-12-2024	USD	250.00	250.00	7.000	100.000	98.191	99.143	98.191	7.336	4.947	5.374	35.664
Lebanon / 26-02-2025	USD	800.00	800.00	6.200	100.000	94.050	95.000	94.050	7.279	4.886	5.521	37.959
Lebanon / 12-06-2025	USD	800.00	800.00	6.250	100.000	93.750	95.750	93.750	7.353	4.962	5.799	41.260
Lebanon / 27-11-2026	USD	1,600.00	1,600.00	6.600	100.000	95.000	96.000	95.000	7.374	4.900	6.544	53.890
Lebanon / 23-03-2027	USD	1,250.00	1,250.00	6.850	100.000	96.375	97.375	96.375	7.396	4.924	6.584	55.676
Lebanon / 29-11-2027	USD	1,000.00	1,000.00	6.750	100.000	95.250	97.250	95.250	7.434	4.960	7.033	63.200
Lebanon / 03-11-2028	USD	500.00	893.20	6.650	100.000	93.060	94.290	93.060	7.599	5.124	7.423	71.720
Lebanon / 25-05-2029	USD	1,000.00	1,000.00	6.850	100.000	94.250	95.250	94.250	7.612	5.139	7.655	76.830
Lebanon / 26-02-2030	USD	1,400.00	1,400.00	6.650	100.000	92.000	93.000	92.000	7.672	5.196	7.865	83.264
Lebanon / 22-04-2031	USD	300.00	300.00	7.000	100.000	94.250	95.250	94.250	7.696	5.225	8.305	93.950
Lebanon / 23-03-2032	USD	1,000.00	1,000.00	7.000	100.000	93.000	94.000	93.000	7.822	5.349	8.543	101.579
Lebanon / 02-11-2035	USD	600.00	600.00	7.050	100.000	92.250	93.250	92.250	7.864	5.389	9.637	135.267
Lebanon / 23-03-2037	USD	750.00	750.00	7.250	100.000	92.125	93.125	92.125	8.061	5.588	9.729	142.785
TOTAL PUBLIC SECTOR EUROBONDS		29,444.219	26,196.25									

EURO CDS
Not Available

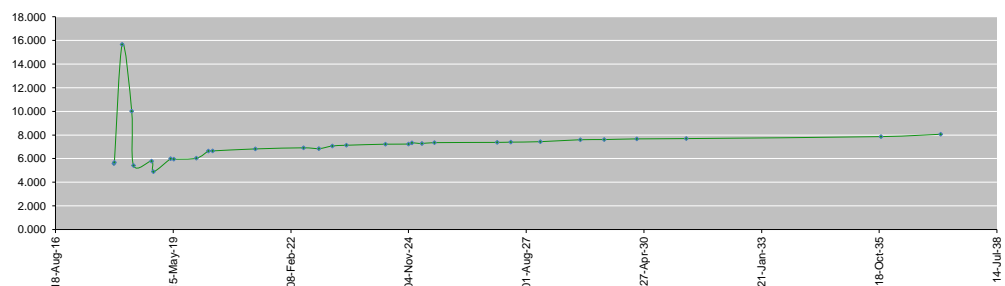
MATURITY	SIZE MM	TYPE	COUPON	Issue P.	BID \$	Ask \$	MID. P	YIELD	SPREAD	DURATION	CONVEXITY
BANK MED S.A.L/14-12-2017	USD 500	Euro CD	5.38	99.46	#N/A *The record could not be found	#N/A *The record could not be found	#N/A *The record could not be found	#N/A *The record could not be found	#VALUE! Id not be found	#N/A *The record could not be found	#N/A *The record could not be found
BANK BYBLOS S.A.L/21-06-2021	USD 300	Note	7	100	100.78	101.09	100.78	6.74	4.72	3.05	11.36

World Yields in Native Terms	O/N	3 Months	6 Months	9 Months	1 Year	2 Years	3 Years	5 Years	7 Years	10 Years	30 Years
EUR	-	-1.24	-0.91	-0.76	-0.77	-0.63	-0.51	-0.21	0.03	0.42	1.23
U.S.A	-	1.47	1.55	--	1.73	1.92	2.02	2.24	2.39	2.47	2.82
U.K	-	0.33	0.44	--	0.35	0.45	0.50	0.74	0.94	1.22	1.80
Japan	-	-0.19	-0.11	-0.11	-0.14	-0.14	-0.11	-0.10	-0.04	0.06	0.82

Libor	USD	EUR	JPY	GBP
1 Months	1.56	-0.42	-0.05	0.49
2 Months	1.62	-0.40	-0.03	0.51
3 Months	1.69	-0.38	-0.02	0.52
6 Months	1.83	-0.32	0.01	0.58
1 Year	2.10	-0.24	0.12	0.77

Spot Rates	Bid	Ask
Lebanese Pound	1511.00	1521.00
Euro	1.19	1.1895
British Sterling Pound	1.34	1.3420
Japanese Yen	113.22	113.2500
Gold	1285.30	1286.25

Lebanese Republic USD Eurobonds Yield Curve



Disclaimer: The Capital Markets Authority (CMA) publishes reports for general information purposes only. However, under no circumstances the CMA will accept any responsibility or liability in connection with the use of the information provided in these reports or on this website.

Contact us by email: research@cma.gov.lb