

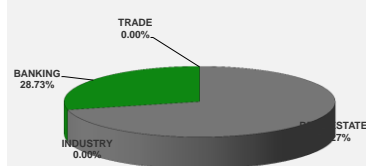
LISTED COMPANIES	LISTED SHARES	MARKET CAP.	TOTAL ORDINARY SHARES	PREFERRED SHARES	PREFERRED SHARES ISSUE PRICE	TOTAL MARKET CAP.	CUR.	TRADED VOLUME	TRADED VALUE	CLOSING PRICE	OPEN PRICE	HIGH PRICE	LOW PRICE	PREVIOUS PRICE
	(MM)	(MM \$)	(MM)	(MM)	USD	(MM \$)			USD					
SOLIDERE A	100.00	810.00	100.00			810.00	USD	37,640	302,712	8.10	7.90	8.10	7.85	8.01
SOLIDERE B	65.00	525.20	65.00			525.20	USD	22,861	183,942	8.08	7.95	8.10	7.95	7.81
BQ.LIB. POUR LE COMMERCE	71.03	66.06	152.70			142.01	USD	-	-	0.93	-	-	-	0.93
BQ.LIB. POUR LE COMMERCE PEF. "B"	0.55	55.00		0.55		55.00	USD	-	-	100.00	-	-	-	100.00
BQ.LIB. POUR LE COMMERCE PEF. "C"	0.35	35.00		0.35		35.00	USD	-	-	100.00	-	-	-	100.00
BQ.LIB. POUR LE COMMERCE PEF. "D"	0.75	75.75		0.75		75.75	USD	-	-	101.00	-	-	-	101.00
BANQUE AUDI	399.75	2394.50	399.75			2394.50	USD	-	-	5.99	-	-	-	5.99
BANQUE AUDI GDR	119.92	713.55				713.55	USD	-	-	5.95	-	-	-	5.95
BANQUE AUDI PREFERRED "G"	1.50	150.45		1.50	100.00	150.45	USD	-	-	100.30	-	-	-	100.30
BANQUE AUDI PREFERRED "H"	0.75	75.00		0.75	100.00	75.00	USD	1,000	100,000	100.00	100.00	100.00	100.00	100.00
BANQUE AUDI PREFERRED "I"	2.50	250.00		2.50	100.00	250.00	USD	-	-	100.00	-	-	-	100.00
BANQUE AUDI PREFERRED "J"	2.75	275.00		2.75	100.00	275.00	USD	-	-	100.00	-	-	-	100.00
BANK OF BEIRUT	17.75	333.63	50.47			948.79	USD	-	-	18.80	-	-	-	18.80
BANK OF BEIRUT PRIORITY	4.76	100.00				100.00	USD	-	-	21.00	-	-	-	21.00
BANK OF BEIRUT PREFERRED SHARES "H"	5.40	139.86		5.40	25.00	139.86	USD	-	-	25.90	-	-	-	25.90
BANK OF BEIRUT PREFERRED SHARES "I"	5.00	129.25		5.00	25.00	129.25	USD	1,855	47,952	25.85	25.85	25.85	25.85	25.85
BANK OF BEIRUT PREFERRED SHARES "J"	3.00	77.55		3.00	25.00	77.55	USD	-	-	25.85	-	-	-	25.85
BANK OF BEIRUT PREFERRED SHARES "K"	4.00	103.00		4.00	25.00	103.00	USD	-	-	25.75	-	-	-	25.75
BYBLOS BANK	565.52	899.17	565.52			899.17	USD	-	-	1.59	-	-	-	1.59
BYBLOS BANK GDR	1.31	101.72				101.72	USD	3,541	275,136	77.70	77.70	77.70	77.70	77.70
BYBLOS BANK PREFERRED SHARES 2008	2.00	209.80		2.00	100.00	209.80	USD	-	-	104.90	-	-	-	104.90
BYBLOS BANK PREFERRED SHARES 2009	2.00	206.40		2.00	96.00	206.40	USD	-	-	103.20	-	-	-	103.20
BQ.EUROPEENNE PR.M.O	51.40	66.82	62.00			80.60	USD	-	-	1.30	-	-	-	1.30
BQ.EUROPEENNE PR.M.O PREFERRED 20	0.35	36.16		0.35	100.00	36.16	USD	-	-	103.30	-	-	-	103.30
BLOM BANK GDR	73.90	949.56				949.56	USD	6,993	89,860	12.85	12.85	12.85	12.85	12.85
BLOM BANK	215.00	2582.15	215.00			2582.15	USD	11,000	132,100	12.01	12.00	12.10	12.00	12.00
RASAMNY-YOUNIS MOTORS CO	10.92	35.49	27.30			88.73	USD	-	-	3.25	-	-	-	3.25
HOLCIM Lban	19.52	302.30	19.52			302.30	USD	-	-	15.49	-	-	-	15.49
STE DES CIMENTS BLANCS N	9.00	20.43	3.00			6.81	USD	-	-	2.27	-	-	-	2.27

TOTAL EXECUTED	1,755.67	11,718.80	1,660.25	12,463.30	84,890	\$1,131,702
Official USD Closing	1507.5					

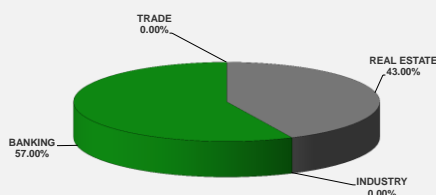
LEBANESE GLOBAL DEPOSITARY RECEIPTS	SHARES MM	BID \$	ASK \$	MID PRICE \$
BLOM BANK	73.90	12.80	12.90	12.85
BYBLOS BANK	1.31	76.50	0.00	0.00
AUDI BANK	116.24	5.85	5.95	5.90

STOCK INDEX	VALUE	PREVIOUS VALUE	% OF CHANGE
MARKET VALUE WEIGHTED INDEX	97.03	95.80	1.28%
NUMBER OF TRANSACTIONS	39		

BEIRUT STOCK EXCHANGE DAILY TRADING VOLUME



BEIRUT STOCK EXCHANGE DAILY TRADING VALUE \$



Disclaimer: The Capital Markets Authority (CMA) publishes reports for general information purposes only. However, under no circumstances the CMA will accept any responsibility or liability in connection with the use of the information provided in these reports or on this website.

MATURITY	CURRENCY	ISSUED AMOUNT (MM)	OUTSTANDING AMOUNT (MM)	COUPON	ISSUE P.	BIDS	ASK\$	MID. P	YIELD	SPREAD	DURATION	CONVEXYTY
Lebanon / 07-03-2018	USD	700.00	35.00	5.000	100.000	99.888	99.901	99.888	5.741	4.579	0.132	0.035
Lebanon / 27-05-2018	USD	200.00	10.00	5.000	100.000	99.875	99.910	99.875	5.320	3.904	0.349	0.244
Lebanon / 12-06-2018	USD	700.00	700.00	5.150	100.000	100.125	102.125	100.125	4.804	3.198	0.394	0.310
Lebanon / 12-11-2018	USD	1,025.00	1,025.00	5.150	100.000	100.050	100.600	100.050	5.077	3.292	0.783	1.001
Lebanon / 28-11-2018	EUR	445.00	445.00	5.350	100.000	101.500	102.500	101.500	3.527	4.166	0.839	1.408
Lebanon / 23-04-2019	USD	500.00	500.00	6.750	100.000	100.250	101.250	100.250	5.286	3.483	1.195	2.040
Lebanon / 20-05-2019	USD	650.00	650.00	6.000	100.000	100.900	101.500	100.900	5.287	3.502	1.261	2.240
Lebanon / 28-11-2019	USD	1,500.00	1,500.00	5.450	100.000	99.950	100.750	99.950	5.474	3.446	1.735	3.936
Lebanon / 09-03-2020	USD	1,200.00	1,200.00	6.375	100.000	101.760	102.440	101.760	5.487	3.462	1.940	4.898
Lebanon / 14-04-2020	USD	700.00	700.00	5.800	100.000	100.150	100.800	100.150	5.723	3.695	2.043	5.344
Lebanon / 19-06-2020	USD	600.00	600.00	6.150	100.000	100.375	101.375	100.375	5.978	3.952	2.209	6.140
Lebanon / 12-04-2021	USD	2,092.47	2,092.47	8.250	100.000	106.900	107.550	106.900	5.869	3.731	2.778	9.710
Lebanon / 27-05-2022	USD	500.00	500.00	6.250	100.000	99.875	100.875	99.875	6.281	3.912	3.733	16.890
Lebanon / 04-10-2022	USD	1,540.00	1,540.00	6.100	100.000	99.950	100.570	99.950	6.111	3.739	3.998	19.351
Lebanon / 27-01-2023	USD	1,100.00	1,100.00	6.000	100.000	98.650	99.800	98.650	6.317	3.944	4.155	21.260
Lebanon / 26-05-2023	USD	500.00	500.00	6.400	100.000	99.500	100.500	99.500	6.510	4.141	4.434	23.860
Lebanon / 22-04-2024	USD	700.00	700.00	6.650	100.000	100.550	101.630	100.550	6.539	4.051	4.987	30.610
Lebanon / 04-11-2024	USD	500.00	538.47	6.250	100.000	97.610	98.690	97.610	6.691	4.205	5.376	35.471
Lebanon / 03-12-2024	USD	250.00	250.00	7.000	100.000	101.139	102.026	101.139	6.788	4.291	5.357	35.442
Lebanon / 26-02-2025	USD	800.00	800.00	6.200	100.000	96.450	97.500	96.450	6.838	4.344	5.501	37.692
Lebanon / 12-06-2025	USD	800.00	800.00	6.250	100.000	96.750	98.750	96.750	6.815	4.323	5.786	41.060
Lebanon / 27-11-2026	USD	1,600.00	1,600.00	6.600	100.000	97.950	98.900	97.950	6.912	4.351	6.541	53.787
Lebanon / 23-03-2027	USD	1,250.00	1,250.00	6.850	100.000	99.150	99.850	99.150	6.975	4.418	6.579	55.554
Lebanon / 29-11-2027	USD	1,000.00	1,000.00	6.750	100.000	98.400	99.620	98.400	6.976	4.420	7.034	63.150
Lebanon / 03-11-2028	USD	500.00	893.20	6.650	100.000	96.500	97.500	96.500	7.118	4.557	7.446	71.985
Lebanon / 25-05-2029	USD	1,000.00	1,000.00	6.850	100.000	96.625	97.625	96.625	7.291	4.733	7.660	76.840
Lebanon / 26-02-2030	USD	1,400.00	1,400.00	6.650	100.000	94.800	95.850	94.800	7.303	4.740	7.890	83.599
Lebanon / 22-04-2031	USD	300.00	300.00	7.000	100.000	96.300	97.700	96.300	7.442	4.883	8.320	94.170
Lebanon / 23-03-2032	USD	1,000.00	1,000.00	7.000	100.000	96.300	97.350	96.300	7.425	4.872	8.603	102.594
Lebanon / 02-11-2035	USD	600.00	600.00	7.050	100.000	96.200	97.700	96.200	7.437	4.881	9.774	138.146
Lebanon / 23-03-2037	USD	750.00	750.00	7.250	100.000	96.200	97.190	96.200	7.629	5.073	9.883	146.184
TOTAL PUBLIC SECTOR EUROBONDS		26,501.126	26,077.79									

EURO CDS

Not Available

LEBANESE PRIVATE SECTOR EUROBONDS

MATURITY	SIZE MM	TYPE	COUPON	Issue P.	BID \$	Ask \$	MID. P	YIELD	SPREAD	DURATION	CONVEXYTY
BANK BYBLOS S.A./21-06-2021	USD 300	Note	7	100	100.37	100.67	100.37	6.87	4.73	2.99	10.99

World Yields in Native Terms

	O/N	3 Months	6 Months	9 Months	1 Year	2 Years	3 Years	5 Years	7 Years	10 Years	30 Years
EUR	-	-0.70	-0.71	-0.62	-0.64	-0.57	-0.43	-0.13	0.12	0.56	1.28
U.S.A	-	1.44	1.63	--	1.79	2.03	2.14	2.37	2.49	2.55	2.83
U.K	-	0.40	0.44	--	0.48	0.56	0.61	0.83	1.03	1.30	1.81
Japan	-	-0.12	-0.11	-0.11	-0.13	-0.13	-0.08	-0.08	-0.01	0.08	0.84

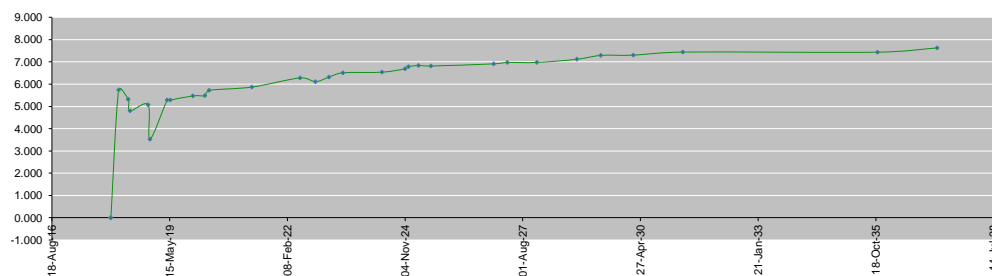
Libor

	USD	EUR	JPY	GBP
1 Months	1.56	-0.41	-0.04	0.50
2 Months	1.63	-0.39	-0.04	0.51
3 Months	1.73	-0.38	-0.03	0.52
6 Months	1.90	-0.33	0.02	0.58
1 Year	2.20	-0.25	0.11	0.77

Spot Rates

	Bid	Ask
Lebanese Pound	1505.50	1510.50
Euro	1.22	1.2221
British Sterling Pound	1.38	1.3799
Japanese Yen	110.68	110.7000
Gold	1336.06	1336.19

Lebanese Republic USD Eurobonds Yield Curve



Disclaimer: The Capital Markets Authority (CMA) publishes reports for general information purposes only. However, under no circumstances the CMA will accept any responsibility or liability in connection with the use of the information provided in these reports or on this website.

Contact us by email: research@cma.gov.lb