

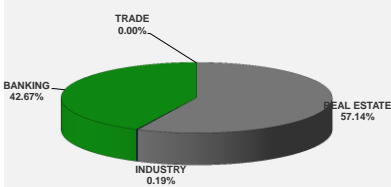
LISTED COMPANIES	LISTED SHARES	MARKET CAP.	TOTAL ORDINARY SHARES	PREFERRED SHARES	PREFERRED SHARES ISSUE PRICE	TOTAL MARKET CAP.	CUR.	TRADED VOLUME	TRADED VALUE	CLOSING PRICE	OPEN PRICE	HIGH PRICE	LOW PRICE	PREVIOUS PRICE
	(MM)	(MM \$)	(MM)	(MM)	USD	(MM \$)								
SOLIDERE A	100.00	809.00	100.00			809.00	USD	29,268	236,632	8.09	8.00	8.15	8.00	8.01
SOLIDERE B	65.00	531.70	65.00			531.70	USD	1,200	9,811	8.18	8.09	8.20	8.09	8.01
BQ.LIB. POUR LE COMMERCE	71.03	66.06	152.70			142.01	USD	-	-	0.93	-	-	-	0.93
BQ.LIB. POUR LE COMMERCE PEF. "B"	0.55	55.00		0.55		55.00	USD	-	-	100.00	-	-	-	100.00
BQ.LIB. POUR LE COMMERCE PEF. "C"	0.35	35.00		0.35		35.00	USD	-	-	100.00	-	-	-	100.00
BQ.LIB. POUR LE COMMERCE PEF. "D"	0.75	75.75		0.75		75.75	USD	-	-	101.00	-	-	-	101.00
BANQUE AUDI	399.75	2318.55	399.75			2318.55	USD	-	-	5.80	-	-	-	5.80
BANQUE AUDI GDR	119.92	713.55				713.55	USD	20,000	119,000	5.95	5.95	5.95	5.95	5.95
BANQUE AUDI PREFERRED "G"	1.50	150.45		1.50	100.00	150.45	USD	-	-	100.30	-	-	-	100.30
BANQUE AUDI PREFERRED "H"	0.75	75.00		0.75	100.00	75.00	USD	-	-	100.00	-	-	-	100.00
BANQUE AUDI PREFERRED "I"	2.50	250.00		2.50	100.00	250.00	USD	-	-	100.00	-	-	-	100.00
BANQUE AUDI PREFERRED "J"	2.75	275.00		2.75	100.00	275.00	USD	-	-	100.00	-	-	-	100.00
BANK OF BEIRUT	17.75	333.63	50.47			948.79	USD	-	-	18.80	-	-	-	18.80
BANK OF BEIRUT PRIORITY	4.76	100.00				100.00	USD	-	-	21.00	-	-	-	21.00
BANK OF BEIRUT PREFERRED SHARES "H"	5.40	139.86		5.40	25.00	139.86	USD	-	-	25.90	-	-	-	25.90
BANK OF BEIRUT PREFERRED SHARES "I"	5.00	129.25		5.00	25.00	129.25	USD	-	-	25.85	-	-	-	25.85
BANK OF BEIRUT PREFERRED SHARES "J"	3.00	77.55		3.00	25.00	77.55	USD	-	-	25.85	-	-	-	25.85
BANK OF BEIRUT PREFERRED SHARES "K"	4.00	103.00		4.00	25.00	103.00	USD	-	-	25.75	-	-	-	25.75
BYBLOS BANK	565.52	916.13	565.52			916.13	USD	-	-	1.62	-	-	-	1.62
BYBLOS BANK GDR	1.31	101.72				101.72	USD	-	-	77.70	-	-	-	77.70
BYBLOS BANK PREFERRED SHARES 2008	2.00	204.20		2.00	100.00	204.20	USD	750	76,575	102.10	102.10	102.10	102.10	104.90
BYBLOS BANK PREFERRED SHARES 2009	2.00	207.80		2.00	96.00	207.80	USD	2,000	207,800	103.90	103.90	103.90	103.90	103.20
BQ.EUROPEENNE PR.M.O	51.40	66.82	62.00			80.60	USD	-	-	1.30	-	-	-	1.30
BQ.EUROPEENNE PR.M.O PREFERRED 20	0.35	36.16		0.35	100.00	36.16	USD	-	-	103.30	-	-	-	103.30
BLOM BANK GDR	73.90	949.56				949.56	USD	-	-	12.85	-	-	-	12.85
BLOM BANK	215.00	2601.50	215.00			2601.50	USD	-	-	12.10	-	-	-	12.10
RASAMNY-YOUNIS MOTORS CO	10.92	35.49	27.30			88.73	USD	-	-	3.25	-	-	-	3.25
HOLCIM Lban	19.52	302.11	19.52			302.11	USD	100	1,548	15.48	15.48	15.48	15.48	15.48
STE DES CIMENTS BLANCS N	9.00	20.43	3.00			6.81	USD	-	-	2.27	-	-	-	2.27

TOTAL EXECUTED	1,755.67	11,680.27	1,660.25	12,424.77	53,318	\$651,366
Official USD Closing	1507.5					

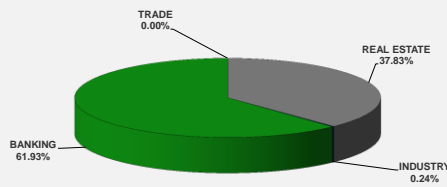
LEBANESE GLOBAL DEPOSITARY RECEIPTS	SHARES MM	BID \$	ASK \$	MID PRICE \$
BLOM BANK	73.90	12.50	12.80	12.65
BYBLOS BANK	1.31	76.00	0.00	0.00
AUDI BANK	116.24	5.85	5.90	5.88

STOCK INDEX	VALUE	PREVIOUS VALUE	% OF CHANGE
MARKET VALUE WEIGHTED INDEX	96.93	96.30	0.66%
NUMBER OF TRANSACTIONS	27		

BEIRUT STOCK EXCHANGE DAILY TRADING VOLUME



BEIRUT STOCK EXCHANGE DAILY TRADING VALUE \$



Disclaimer: The Capital Markets Authority (CMA) publishes reports for general information purposes only. However, under no circumstances the CMA will accept any responsibility or liability in connection with the use of the information provided in these reports or on this website.

MATURITY	CURRENCY	ISSUED AMOUNT (MM)	OUTSTANDING AMOUNT (MM)	COUPON	ISSUE P.	BIDS	ASKS	MID. P	YIELD	SPREAD	DURATION	CONVEXYTY
Lebanon / 07-03-2018	USD	700.00	35.00	5.000	100.000	99.902	99.914	99.902	5.700	4.586	0.121	0.030
Lebanon / 27-05-2018	USD	200.00	10.00	5.000	100.000	99.891	99.925	99.891	5.281	3.871	0.338	0.229
Lebanon / 12-06-2018	USD	700.00	700.00	5.150	100.000	100.000	102.000	100.000	5.120	3.515	0.382	0.290
Lebanon / 12-11-2018	USD	1,025.00	1,025.00	5.150	100.000	100.010	100.490	100.010	5.127	3.362	0.772	0.978
Lebanon / 28-11-2018	EUR	445.00	445.00	5.350	100.000	101.500	102.500	101.500	3.497	4.121	0.826	1.365
Lebanon / 23-04-2019	USD	500.00	500.00	6.750	100.000	100.250	101.250	100.250	5.283	3.509	1.182	2.000
Lebanon / 20-05-2019	USD	650.00	650.00	6.000	100.000	100.850	101.400	100.850	5.320	3.555	1.250	2.200
Lebanon / 28-11-2019	USD	1,500.00	1,500.00	5.450	100.000	99.910	100.425	99.910	5.497	3.455	1.723	3.889
Lebanon / 09-03-2020	USD	1,200.00	1,200.00	6.375	100.000	101.510	102.490	101.510	5.608	3.570	1.928	4.849
Lebanon / 14-04-2020	USD	700.00	700.00	5.800	100.000	100.100	100.800	100.100	5.747	3.701	2.032	5.294
Lebanon / 19-06-2020	USD	600.00	600.00	6.150	100.000	100.375	101.375	100.375	5.977	3.934	2.199	6.090
Lebanon / 12-04-2021	USD	2,092.47	2,092.47	8.250	100.000	106.750	107.550	106.750	5.912	3.745	2.766	9.640
Lebanon / 27-05-2022	USD	500.00	500.00	6.250	100.000	100.500	101.500	100.500	6.115	3.697	3.727	16.840
Lebanon / 04-10-2022	USD	1,540.00	1,540.00	6.100	100.000	100.000	100.650	100.000	6.099	3.685	3.987	19.264
Lebanon / 27-01-2023	USD	1,100.00	1,100.00	6.000	100.000	98.750	100.250	98.750	6.294	3.873	4.147	21.190
Lebanon / 26-05-2023	USD	500.00	500.00	6.400	100.000	99.250	100.250	99.250	6.566	4.149	4.420	23.740
Lebanon / 22-04-2024	USD	700.00	700.00	6.650	100.000	100.050	100.950	100.050	6.637	4.087	4.970	30.340
Lebanon / 04-11-2024	USD	500.00	538.47	6.250	100.000	97.650	98.750	97.650	6.684	4.135	5.366	35.356
Lebanon / 03-12-2024	USD	250.00	250.00	7.000	100.000	101.099	101.967	101.099	6.795	4.237	5.345	35.316
Lebanon / 26-02-2025	USD	800.00	800.00	6.200	100.000	96.300	97.290	96.300	6.866	4.314	5.487	37.543
Lebanon / 12-06-2025	USD	800.00	800.00	6.250	100.000	96.375	98.375	96.375	6.883	4.321	5.771	40.880
Lebanon / 27-11-2026	USD	1,600.00	1,600.00	6.600	100.000	98.000	98.700	98.000	6.904	4.273	6.529	53.626
Lebanon / 23-03-2027	USD	1,250.00	1,250.00	6.850	100.000	99.170	100.620	99.170	6.972	4.350	6.576	55.498
Lebanon / 29-11-2027	USD	1,000.00	1,000.00	6.750	100.000	98.050	99.440	98.050	7.026	4.400	7.018	62.930
Lebanon / 03-11-2028	USD	500.00	893.20	6.650	100.000	96.400	97.190	96.400	7.132	4.508	7.431	71.753
Lebanon / 25-05-2029	USD	1,000.00	1,000.00	6.850	100.000	96.500	97.500	96.500	7.308	4.682	7.646	76.630
Lebanon / 26-02-2030	USD	1,400.00	1,400.00	6.650	100.000	94.390	95.680	94.390	7.357	4.729	7.872	83.302
Lebanon / 22-04-2031	USD	300.00	300.00	7.000	100.000	95.930	97.320	95.930	7.488	4.863	8.298	93.800
Lebanon / 23-03-2032	USD	1,000.00	1,000.00	7.000	100.000	96.050	97.200	96.050	7.455	4.832	8.585	102.287
Lebanon / 02-11-2035	USD	600.00	600.00	7.050	100.000	95.950	97.250	95.950	7.464	4.839	9.748	137.610
Lebanon / 23-03-2037	USD	750.00	750.00	7.250	100.000	96.050	97.090	96.050	7.644	5.020	9.866	145.832
TOTAL PUBLIC SECTOR EUROBONDS		26,502.505	26,079.17									

EURO CDS

Not Available

LEBANESE PRIVATE SECTOR EUROBONDS

MATURITY	SIZE MM	TYPE	COUPON	Issue P.	BID \$	Ask \$	MID. P	YIELD	SPREAD	DURATION	CONVEXYTY
BANK BYBLOS S.A./21-06-2021	USD 300	Note	7	100	100.28	100.58	100.28	6.90	4.73	2.98	10.92

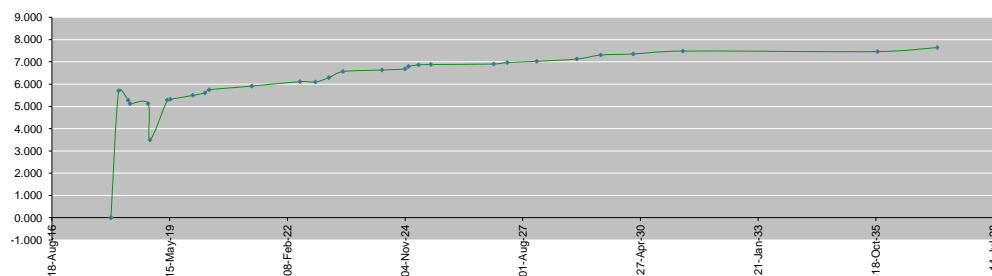
World Yields in Native Terms

	O/N	3 Months	6 Months	9 Months	1 Year	2 Years	3 Years	5 Years	7 Years	10 Years	30 Years
EUR	-	-0.71	-0.71	-0.63	-0.62	-0.59	-0.44	-0.13	0.14	0.58	1.33
U.S.A	-	1.43	1.63	--	1.77	2.05	2.17	2.42	2.55	2.63	2.90
U.K	-	0.40	0.44	--	0.45	0.57	0.64	0.86	1.06	1.34	1.85
Japan	-	-0.13	-0.11	-0.11	-0.13	-0.14	-0.09	-0.08	-0.01	0.08	0.83

Libor	USD	EUR	JPY	GBP
1 Months	1.56	-0.40	-0.03	0.50
2 Months	1.63	-0.39	-0.03	0.51
3 Months	1.74	-0.38	-0.03	0.52
6 Months	1.93	-0.33	0.02	0.58
1 Year	2.23	-0.26	0.11	0.78

Spot Rates	Bid	Ask
Lebanese Pound	1511.00	1521.00
Euro	1.22	1.2250
British Sterling Pound	1.39	1.3870
Japanese Yen	110.58	110.5900
Gold	1334.38	1334.48

Lebanese Republic USD Eurobonds Yield Curve



Disclaimer: The Capital Markets Authority (CMA) publishes reports for general information purposes only. However, under no circumstances the CMA will accept any responsibility or liability in connection with the use of the information provided in these reports or on this website.

Contact us by email: research@cma.gov.lb