

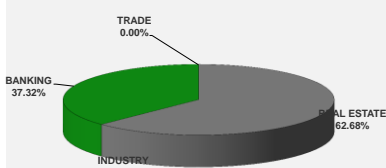
LISTED COMPANIES	LISTED SHARES	MARKET CAP.	TOTAL ORDINARY SHARES	PREFERRED SHARES	PREFERRED SHARES ISSUE PRICE	TOTAL MARKET CAP.	CUR.	TRADED VOLUME	TRADED VALUE	CLOSING PRICE	OPEN PRICE	HIGH PRICE	LOW PRICE	PREVIOUS PRICE
	(MM)	(MM \$)	(MM)	(MM)	USD	(MM \$)								
SOLIDERE A	100.00	806.00	100.00			806.00	USD	30,374	245,286	8.06	8.10	8.10	8.00	8.14
SOLIDERE B	65.00	520.00	65.00			520.00	USD	19,265	155,148	8.00	8.00	8.16	7.92	8.12
BQ.LIB. POUR LE COMMERCE	71.03	66.06	152.70			142.01	USD	-	-	0.93	-	-	-	0.93
BQ.LIB. POUR LE COMMERCE PEF. "B"	0.55	55.00		0.55		55.00	USD	-	-	100.00	-	-	-	100.00
BQ.LIB. POUR LE COMMERCE PEF. "C"	0.35	35.00		0.35		35.00	USD	-	-	100.00	-	-	-	100.00
BQ.LIB. POUR LE COMMERCE PEF. "D"	0.75	75.75		0.75		75.75	USD	-	-	101.00	-	-	-	101.00
BANQUE AUDI	399.75	2394.50	399.75			2394.50	USD	-	-	5.99	-	-	-	5.99
BANQUE AUDI GDR	119.92	713.55				713.55	USD	-	-	5.95	-	-	-	5.95
BANQUE AUDI PREFERRED "G"	1.50	150.45		1.50	100.00	150.45	USD	-	-	100.30	-	-	-	100.30
BANQUE AUDI PREFERRED "H"	0.75	75.00		0.75	100.00	75.00	USD	-	-	100.00	-	-	-	100.00
BANQUE AUDI PREFERRED "I"	2.50	250.00		2.50	100.00	250.00	USD	-	-	100.00	-	-	-	100.00
BANQUE AUDI PREFERRED "J"	2.75	274.86		2.75	100.00	274.86	USD	-	-	99.95	-	-	-	99.95
BANK OF BEIRUT	17.75	333.63	50.47			948.79	USD	-	-	18.80	-	-	-	18.80
BANK OF BEIRUT PRIORITY	4.76	100.00				100.00	USD	-	-	21.00	-	-	-	21.00
BANK OF BEIRUT PREFERRED SHARES "H"	5.40	139.86		5.40	25.00	139.86	USD	-	-	25.90	-	-	-	25.90
BANK OF BEIRUT PREFERRED SHARES "I"	5.00	129.25		5.00	25.00	129.25	USD	-	-	25.85	-	-	-	25.85
BANK OF BEIRUT PREFERRED SHARES "J"	3.00	77.55		3.00	25.00	77.55	USD	-	-	25.85	-	-	-	25.85
BANK OF BEIRUT PREFERRED SHARES "K"	4.00	103.00		4.00	25.00	103.00	USD	-	-	25.75	-	-	-	25.75
BYBLOS BANK	565.52	910.48	565.52			910.48	USD	15,432	24,908	1.61	1.60	1.64	1.60	1.62
BYBLOS BANK GDR	1.31	105.38				105.38	USD	240	19,320	80.50	80.50	80.50	80.50	80.00
BYBLOS BANK PREFERRED SHARES 2008	2.00	204.20		2.00	100.00	204.20	USD	-	-	102.10	-	-	-	102.10
BYBLOS BANK PREFERRED SHARES 2009	2.00	205.40		2.00	96.00	205.40	USD	1,400	143,805	102.70	103.00	103.00	102.60	102.70
BQ.EUROPEENNE PR.M.O	51.40	60.14	62.00			72.54	USD	-	-	1.17	-	-	-	1.17
BQ.EUROPEENNE PR.M.O PREFERRED 20	0.35	36.16		0.35	100.00	36.16	USD	-	-	103.30	-	-	-	103.30
BLOM BANK GDR	73.90	945.87				945.87	USD	11,880	152,064	12.80	12.80	12.80	12.80	12.85
BLOM BANK	215.00	2472.50	215.00			2472.50	USD	608	6,992	11.50	11.50	11.50	11.50	12.39
RASAMNY-YOUNIS MOTORS CO	10.92	35.49	27.30			88.73	USD	-	-	3.25	-	-	-	3.25
HOLCIM Lban	19.52	302.11	19.52			302.11	USD	-	-	15.48	-	-	-	15.48
STE DES CIMENTS BLANCS N	9.00	20.43	3.00			6.81	USD	-	-	2.27	-	-	-	2.27

TOTAL EXECUTED	1,755.67	11,597.62	1,660.25	12,340.74	79,199	\$747,523
Official USD Closing	1507.5					

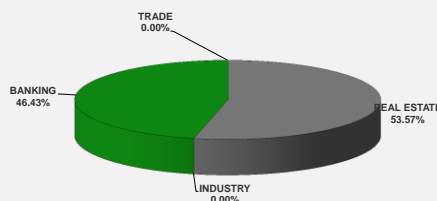
LEBANESE GLOBAL DEPOSITARY RECEIPTS	SHARES MM	BID \$	ASK \$	MID PRICE \$
BLOM BANK	73.90	12.80	12.90	12.85
BYBLOS BANK	1.31	76.50	80.00	78.25
AUDI BANK	116.24	5.85	5.90	5.88

STOCK INDEX	VALUE	PREVIOUS VALUE	% OF CHANGE
MARKET VALUE WEIGHTED INDEX	95.61	97.66	-2.09%
NUMBER OF TRANSACTIONS	30		

BEIRUT STOCK EXCHANGE DAILY TRADING VOLUME



BEIRUT STOCK EXCHANGE DAILY TRADING VALUE \$



Disclaimer: The Capital Markets Authority (CMA) publishes reports for general information purposes only. However, under no circumstances the CMA will accept any responsibility or liability in connection with the use of the information provided in these reports or on this website.

MATURITY	CURRENCY	ISSUED AMOUNT (MM)	OUTSTANDING AMOUNT (MM)	COUPON	ISSUE P.	BIDS	ASKS	MID. P	YIELD	SPREAD	DURATION	CONVEXYTY
Lebanon / 07-03-2018	USD	700.00	35.00	5.000	100.000	99.917	99.927	99.917	5.679	4.614	0.105	0.022
Lebanon / 27-05-2018	USD	200.00	10.00	5.000	100.000	99.904	99.936	99.904	5.253	3.819	0.322	0.208
Lebanon / 12-06-2018	USD	700.00	700.00	5.150	100.000	100.125	102.125	100.125	4.774	3.163	0.367	0.270
Lebanon / 12-11-2018	USD	1,025.00	1,025.00	5.150	100.000	100.095	100.490	100.095	5.015	3.250	0.756	0.946
Lebanon / 28-11-2018	EUR	445.00	445.00	5.350	100.000	101.250	102.250	101.250	3.763	4.389	0.809	1.309
Lebanon / 23-04-2019	USD	500.00	500.00	6.750	100.000	100.125	100.625	100.125	5.386	3.630	1.163	1.950
Lebanon / 20-05-2019	USD	650.00	650.00	6.000	100.000	100.750	101.250	100.750	5.391	3.631	1.233	2.150
Lebanon / 28-11-2019	USD	1,500.00	1,500.00	5.450	100.000	99.900	100.425	99.900	5.503	3.429	1.707	3.826
Lebanon / 09-03-2020	USD	1,200.00	1,200.00	6.375	100.000	101.430	102.190	101.430	5.643	3.569	1.911	4.774
Lebanon / 14-04-2020	USD	700.00	700.00	5.800	100.000	100.100	100.650	100.100	5.746	3.673	2.015	5.219
Lebanon / 19-06-2020	USD	600.00	600.00	6.150	100.000	100.375	101.375	100.375	5.976	3.896	2.182	6.010
Lebanon / 12-04-2021	USD	2,092.47	2,092.47	8.250	100.000	106.750	107.500	106.750	5.901	3.715	2.750	9.540
Lebanon / 27-05-2022	USD	500.00	500.00	6.250	100.000	100.375	101.125	100.375	6.147	3.728	3.709	16.700
Lebanon / 04-10-2022	USD	1,540.00	1,540.00	6.100	100.000	100.100	100.750	100.100	6.074	3.652	3.972	19.134
Lebanon / 27-01-2023	USD	1,100.00	1,100.00	6.000	100.000	98.900	100.370	98.900	6.260	3.828	4.257	21.690
Lebanon / 26-05-2023	USD	500.00	500.00	6.400	100.000	99.500	100.250	99.500	6.510	4.091	4.406	23.600
Lebanon / 22-04-2024	USD	700.00	700.00	6.650	100.000	100.125	100.875	100.125	6.622	4.067	4.954	30.270
Lebanon / 04-11-2024	USD	500.00	538.47	6.250	100.000	97.650	98.640	97.650	6.685	4.110	5.349	35.168
Lebanon / 03-12-2024	USD	250.00	250.00	7.000	100.000	100.949	101.836	100.949	6.822	4.246	5.327	35.118
Lebanon / 26-02-2025	USD	800.00	800.00	6.200	100.000	96.500	97.240	96.500	6.831	4.265	5.472	37.368
Lebanon / 12-06-2025	USD	800.00	800.00	6.250	100.000	96.250	98.250	96.250	6.906	4.336	5.753	40.660
Lebanon / 27-11-2026	USD	1,600.00	1,600.00	6.600	100.000	98.280	98.600	98.280	6.861	4.227	6.514	53.426
Lebanon / 23-03-2027	USD	1,250.00	1,250.00	6.850	100.000	98.875	99.875	98.875	7.017	4.378	6.550	55.160
Lebanon / 29-11-2027	USD	1,000.00	1,000.00	6.750	100.000	97.850	99.200	97.850	7.055	4.418	6.998	62.640
Lebanon / 03-11-2028	USD	500.00	893.20	6.650	100.000	96.450	97.140	96.450	7.126	4.479	7.415	71.506
Lebanon / 25-05-2029	USD	1,000.00	1,000.00	6.850	100.000	96.625	97.375	96.625	7.291	4.661	7.630	76.370
Lebanon / 26-02-2030	USD	1,400.00	1,400.00	6.650	100.000	94.500	95.250	94.500	7.344	4.711	7.851	82.971
Lebanon / 22-04-2031	USD	300.00	300.00	7.000	100.000	96.625	97.375	96.625	7.403	4.771	8.293	93.710
Lebanon / 23-03-2032	USD	1,000.00	1,000.00	7.000	100.000	96.125	96.875	96.125	7.446	4.817	8.565	101.930
Lebanon / 02-11-2035	USD	600.00	600.00	7.050	100.000	95.500	96.250	95.500	7.511	4.879	9.700	136.620
Lebanon / 23-03-2037	USD	750.00	750.00	7.250	100.000	96.500	97.250	96.500	7.598	4.969	9.865	145.832
TOTAL PUBLIC SECTOR EUROBONDS		26,513.497	26,090.16									

EURO CDS

Not Available

LEBANESE PRIVATE SECTOR EUROBONDS

MATURITY	SIZE MM	TYPE	COUPON	Issue P.	BID \$	Ask \$	MID. P	YIELD	SPREAD	DURATION	CONVEXYTY
BANK BYBLOS S.A./21-06-2021	USD 300	Note	7	100	100.20	100.50	100.20	6.93	4.73	2.97	10.81

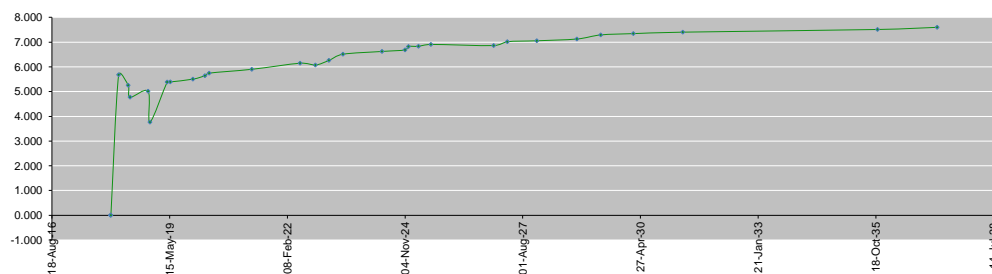
World Yields in Native Terms

	O/N	3 Months	6 Months	9 Months	1 Year	2 Years	3 Years	5 Years	7 Years	10 Years	30 Years
EUR	-	-0.70	-0.71	-0.60	-0.60	-0.57	-0.43	-0.08	0.18	0.61	1.33
U.S.A	-	1.43	1.64	--	1.77	2.09	2.21	2.45	2.58	2.65	2.93
U.K	-	0.33	0.42	--	0.44	0.61	0.69	0.93	1.13	1.41	1.90
Japan	-	-0.13	-0.11	-0.11	-0.13	-0.13	-0.09	-0.08	-0.01	0.09	0.82

Libor	USD	EUR	JPY	GBP
1 Months	1.56	-0.40	-0.04	0.49
2 Months	1.64	-0.39	-0.04	0.51
3 Months	1.75	-0.38	-0.04	0.53
6 Months	1.94	-0.33	0.02	0.58
1 Year	2.23	-0.26	0.11	0.79

Spot Rates	Bid	Ask
Lebanese Pound	1511.00	1521.00
Euro	1.25	1.2498
British Sterling Pound	1.43	1.4307
Japanese Yen	108.87	108.8900
Gold	1358.46	1359.23

Lebanese Republic USD Eurobonds Yield Curve



Disclaimer: The Capital Markets Authority (CMA) publishes reports for general information purposes only. However, under no circumstances the CMA will accept any responsibility or liability in connection with the use of the information provided in these reports or on this website.

Contact us by email: research@cma.gov.lb