

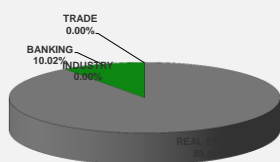
LISTED COMPANIES	LISTED SHARES	MARKET CAP.	TOTAL ORDINARY SHARES	PREFERRED SHARES	PREFERRED SHARES ISSUE PRICE	TOTAL MARKET CAP.	CUR.	TRADED VOLUME	TRADED VALUE	CLOSING PRICE	OPEN PRICE	HIGH PRICE	LOW PRICE	PREVIOUS PRICE
	(MM)	(MM \$)	(MM)	(MM)	USD	(MM \$)								
SOLIDERE A	100.00	822	100.00			822.00	USD	83,520	681,521	8.22	8.00	8.24	8.00	8.06
SOLIDERE B	65.00	529.75	65.00			529.75	USD	14,876	121,700	8.15	8.00	8.25	8.00	8.00
BQ.LIB. POUR LE COMMERCE	71.03	66.06	152.70			142.01	USD	-	-	0.93	-	-	-	0.93
BQ.LIB. POUR LE COMMERCE PEF. "B"	0.55	55.00		0.55		55.00	USD	-	-	100.00	-	-	-	100.00
BQ.LIB. POUR LE COMMERCE PEF. "C"	0.35	35.00		0.35		35.00	USD	-	-	100.00	-	-	-	100.00
BQ.LIB. POUR LE COMMERCE PEF. "D"	0.75	75.75		0.75		75.75	USD	-	-	101.00	-	-	-	101.00
BANQUE AUDI	399.75	2394.50	399.75			2394.50	USD	-	-	5.99	-	-	-	5.99
BANQUE AUDI GDR	119.92	702.76				702.76	USD	2,200	12,900	5.86	5.87	5.87	5.85	5.95
BANQUE AUDI PREFERRED "G"	1.50	150.45		1.50	100.00	150.45	USD	-	-	100.30	-	-	-	100.30
BANQUE AUDI PREFERRED "H"	0.75	75.00		0.75	100.00	75.00	USD	-	-	100.00	-	-	-	100.00
BANQUE AUDI PREFERRED "I"	2.50	250.00		2.50	100.00	250.00	USD	-	-	100.00	-	-	-	100.00
BANQUE AUDI PREFERRED "J"	2.75	274.86		2.75	100.00	274.86	USD	300	29,985	99.95	99.95	99.95	99.95	99.95
BANK OF BEIRUT	17.75	333.63	50.47			948.79	USD	-	-	18.80	-	-	-	18.80
BANK OF BEIRUT PRIORITY	4.76	100.00				100.00	USD	-	-	21.00	-	-	-	21.00
BANK OF BEIRUT PREFERRED SHARES "H"	5.40	139.86		5.40	25.00	139.86	USD	800	20,720	25.90	25.90	25.90	25.90	25.90
BANK OF BEIRUT PREFERRED SHARES "I"	5.00	129.25		5.00	25.00	129.25	USD	-	-	25.85	-	-	-	25.85
BANK OF BEIRUT PREFERRED SHARES "J"	3.00	77.55		3.00	25.00	77.55	USD	-	-	25.85	-	-	-	25.85
BANK OF BEIRUT PREFERRED SHARES "K"	4.00	103.00		4.00	25.00	103.00	USD	-	-	25.75	-	-	-	25.75
BYBLOS BANK	565.52	916.13	565.52			916.13	USD	6,667	10,801	1.62	1.62	1.62	1.62	1.61
BYBLOS BANK GDR	1.31	105.38				105.38	USD	-	-	80.50	-	-	-	80.50
BYBLOS BANK PREFERRED SHARES 2008	2.00	204.20		2.00	100.00	204.20	USD	-	-	102.10	-	-	-	102.10
BYBLOS BANK PREFERRED SHARES 2009	2.00	205.40		2.00	96.00	205.40	USD	-	-	102.70	-	-	-	102.70
BQ.EUROPEENNE PR.M.O	51.40	60.14	62.00			72.54	USD	-	-	1.17	-	-	-	1.17
BQ.EUROPEENNE PR.M.O PREFERRED 20	0.35	36.16		0.35	100.00	36.16	USD	-	-	103.30	-	-	-	103.30
BLOM BANK GDR	73.90	953.26				953.26	USD	985	12,707	12.90	12.90	12.90	12.90	12.80
BLOM BANK	215.00	2472.50	215.00			2472.50	USD	-	-	11.50	-	-	-	11.50
RASAMNY-YOUNIS MOTORS CO	10.92	35.49	27.30			88.73	USD	-	-	3.25	-	-	-	3.25
HOLCIM Lban	19.52	302.11	19.52			302.11	USD	-	-	15.48	-	-	-	15.48
STE DES CIMENTS BLANCS N	9.00	20.43	3.00			6.81	USD	-	-	2.27	-	-	-	2.27

TOTAL EXECUTED	1,755.67	11,625.62	1,660.25			12,368.74		109,348	\$890,334					
Official USD Closing	1507.5													

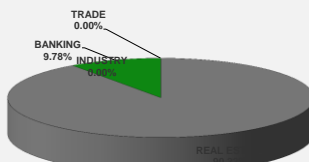
LEBANESE GLOBAL DEPOSITARY RECEIPTS	SHARES MM	BID \$	ASK \$	MID PRICE \$
BLOM BANK	73.90	12.90	13.00	12.95
BYBLOS BANK	1.31	76.50	0.00	0.00
AUDI BANK	116.24	5.85	5.90	5.88

STOCK INDEX	VALUE	PREVIOUS VALUE	% OF CHANGE
MARKET VALUE WEIGHTED INDEX	96.83	95.61	1.28%
NUMBER OF TRANSACTIONS	44		

BEIRUT STOCK EXCHANGE DAILY TRADING VOLUME



BEIRUT STOCK EXCHANGE DAILY TRADING VALUE \$



Disclaimer: The Capital Markets Authority (CMA) publishes reports for general information purposes only. However, under no circumstances the CMA will accept any responsibility or liability in connection with the use of the information provided in these reports or on this website.

MATURITY	CURRENCY	ISSUED AMMOUNT (MM)	OUTSTANDING AMOUNT (MM)	COUPON	ISSUE P.	BIDS	ASK\$	MID. P	YIELD	SPREAD	DURATION	CONVEXITY
Lebanon / 07-03-2018	USD	700.00	35.00	5.000	100.000	99.924	99.934	99.924	5.632	4.610	0.102	0.021
Lebanon / 27-05-2018	USD	200.00	10.00	5.000	100.000	99.918	99.950	99.918	5.211	3.818	0.320	0.204
Lebanon / 12-06-2018	USD	700.00	700.00	5.150	100.000	100.000	102.000	100.000	5.115	3.500	0.363	0.260
Lebanon / 12-11-2018	USD	1,025.00	1,025.00	5.150	100.000	100.095	100.490	100.095	5.015	3.236	0.753	0.940
Lebanon / 28-11-2018	EUR	445.00	445.00	5.350	100.000	100.500	102.500	100.500	4.679	5.300	0.804	1.294
Lebanon / 23-04-2019	USD	500.00	500.00	6.750	100.000	100.000	102.000	100.000	5.492	3.723	1.164	1.950
Lebanon / 20-05-2019	USD	650.00	650.00	6.000	100.000	100.760	101.640	100.760	5.382	3.606	1.232	2.150
Lebanon / 28-11-2019	USD	1,500.00	1,500.00	5.450	100.000	99.900	100.550	99.900	5.503	3.405	1.704	3.816
Lebanon / 09-03-2020	USD	1,200.00	1,200.00	6.375	100.000	101.150	102.140	101.150	5.784	3.686	1.908	4.758
Lebanon / 14-04-2020	USD	700.00	700.00	5.800	100.000	100.000	100.650	100.000	5.795	3.697	2.012	5.205
Lebanon / 19-06-2020	USD	600.00	600.00	6.150	100.000	100.500	101.500	100.500	5.919	3.831	2.181	6.000
Lebanon / 12-04-2021	USD	2,092.47	2,092.47	8.250	100.000	106.800	107.600	106.800	5.883	3.666	2.748	9.530
Lebanon / 27-05-2022	USD	500.00	500.00	6.250	100.000	100.125	101.125	100.125	6.214	3.790	3.706	16.670
Lebanon / 04-10-2022	USD	1,540.00	1,540.00	6.100	100.000	100.560	100.940	100.560	5.960	3.532	3.972	19.133
Lebanon / 27-01-2023	USD	1,100.00	1,100.00	6.000	100.000	98.910	100.370	98.910	6.257	3.816	4.254	21.670
Lebanon / 26-05-2023	USD	500.00	500.00	6.400	100.000	99.625	100.625	99.625	6.482	4.058	4.405	23.590
Lebanon / 22-04-2024	USD	700.00	700.00	6.650	100.000	100.550	101.660	100.550	6.538	3.973	4.958	30.300
Lebanon / 04-11-2024	USD	500.00	538.47	6.250	100.000	97.850	98.790	97.850	6.648	4.078	5.348	35.160
Lebanon / 03-12-2024	USD	250.00	250.00	7.000	100.000	101.074	102.000	101.074	6.799	4.229	5.327	35.107
Lebanon / 26-02-2025	USD	800.00	800.00	6.200	100.000	96.600	97.450	96.600	6.813	4.240	5.471	37.359
Lebanon / 12-06-2025	USD	800.00	800.00	6.250	100.000	96.375	98.375	96.375	6.884	4.329	5.752	40.650
Lebanon / 27-11-2026	USD	1,600.00	1,600.00	6.600	100.000	97.950	98.750	97.950	6.912	4.275	6.510	53.371
Lebanon / 23-03-2027	USD	1,250.00	1,250.00	6.850	100.000	99.300	100.380	99.300	6.953	4.319	6.556	55.229
Lebanon / 29-11-2027	USD	1,000.00	1,000.00	6.750	100.000	97.950	98.700	97.950	7.041	4.403	6.991	62.550
Lebanon / 03-11-2028	USD	500.00	893.20	6.650	100.000	96.200	97.090	96.200	7.161	4.522	7.408	71.416
Lebanon / 25-05-2029	USD	1,000.00	1,000.00	6.850	100.000	96.500	97.500	96.500	7.308	4.681	7.627	76.330
Lebanon / 26-02-2030	USD	1,400.00	1,400.00	6.650	100.000	94.950	95.800	94.950	7.285	4.645	7.862	83.138
Lebanon / 22-04-2031	USD	300.00	300.00	7.000	100.000	96.500	97.500	96.500	7.418	4.790	8.291	93.660
Lebanon / 23-03-2032	USD	1,000.00	1,000.00	7.000	100.000	96.300	97.400	96.300	7.425	4.789	8.574	102.084
Lebanon / 02-11-2035	USD	600.00	600.00	7.050	100.000	95.900	97.350	95.900	7.469	4.831	9.730	137.257
Lebanon / 23-03-2037	USD	750.00	750.00	7.250	100.000	96.600	97.190	96.600	7.588	4.951	9.863	145.799
TOTAL PUBLIC SECTOR EUROBONDS		26,511.583	26,088.25									

EURO CDS

Not Available

LEBANESE PRIVATE SECTOR EUROBONDS

MATURITY	SIZE MM	TYPE	COUPON	Issue P.	BID \$	Ask \$	MID. P	YIELD	SPREAD	DURATION	CONVEXITY
BANK BYBLOS S.A./21-06-2021	USD 300	Note	7	100	100.13	100.43	100.13	6.95	4.73	2.96	10.79

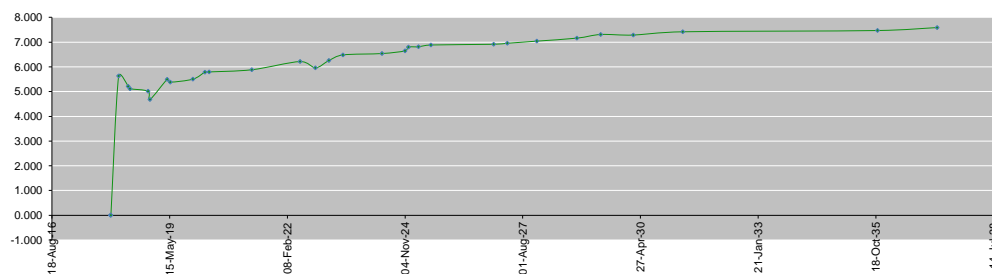
World Yields in Native Terms

	O/N	3 Months	6 Months	9 Months	1 Year	2 Years	3 Years	5 Years	7 Years	10 Years	30 Years
EUR	-	-0.70	-0.71	-0.60	-0.62	-0.54	-0.39	-0.03	0.21	0.62	1.28
U.S.A	-	1.42	1.64	--	1.78	2.11	2.23	2.45	2.58	2.65	2.90
U.K	-	0.33	0.42	--	0.44	0.61	0.69	0.93	1.13	1.41	1.88
Japan	-	-0.13	-0.11	-0.11	-0.13	-0.13	-0.09	-0.08	-0.01	0.08	0.82

Libor	USD	EUR	JPY	GBP
1 Months	1.56	-0.40	-0.04	0.49
2 Months	1.64	-0.39	-0.04	0.51
3 Months	1.75	-0.38	-0.04	0.53
6 Months	1.94	-0.33	0.02	0.58
1 Year	2.23	-0.26	0.11	0.79

Spot Rates	Bid	Ask
Lebanese Pound	1511.00	1521.00
Euro	1.25	1.2456
British Sterling Pound	1.43	1.4260
Japanese Yen	109.18	109.2100
Gold	1353.57	1353.68

Lebanese Republic USD Eurobonds Yield Curve



Disclaimer: The Capital Markets Authority (CMA) publishes reports for general information purposes only. However, under no circumstances the CMA will accept any responsibility or liability in connection with the use of the information provided in these reports or on this website.

Contact us by email: research@cma.gov.lb