

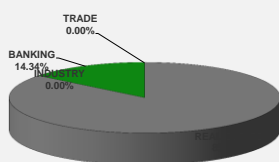
LISTED COMPANIES	LISTED SHARES	MARKET CAP.	TOTAL ORDINARY SHARES	PREFERRED SHARES	PREFERRED SHARES ISSUE PRICE	TOTAL MARKET CAP.	CUR.	TRADED VOLUME	TRADED VALUE	CLOSING PRICE	OPEN PRICE	HIGH PRICE	LOW PRICE	PREVIOUS PRICE
	(MM)	(MM \$)	(MM)	(MM)	USD	(MM \$)								
SOLIDERE A	100.00	848	100.00			848.00	USD	32,395	272,120	8.48	8.06	8.50	8.06	8.66
SOLIDERE B	65.00	551.20	65.00			551.20	USD	27,334	229,016	8.48	8.21	8.50	8.01	8.50
BQ.LIB. POUR LE COMMERCE	71.03	66.06	152.70			142.01	USD	-	-	0.93	-	-	-	0.93
BQ.LIB. POUR LE COMMERCE PEF. "B"	0.55	55.00		0.55		55.00	USD	-	-	100.00	-	-	-	100.00
BQ.LIB. POUR LE COMMERCE PEF. "C"	0.35	35.00		0.35		35.00	USD	-	-	100.00	-	-	-	100.00
BQ.LIB. POUR LE COMMERCE PEF. "D"	0.75	75.75		0.75		75.75	USD	-	-	101.00	-	-	-	101.00
BANQUE AUDI	399.75	2358.52	399.75			2358.52	USD	-	-	5.90	-	-	-	5.90
BANQUE AUDI GDR	119.92	712.35				712.35	USD	-	-	5.94	-	-	-	5.94
BANQUE AUDI PREFERRED "G"	1.50	150.45		1.50	100.00	150.45	USD	-	-	100.30	-	-	-	100.30
BANQUE AUDI PREFERRED "H"	0.75	75.00		0.75	100.00	75.00	USD	-	-	100.00	-	-	-	100.00
BANQUE AUDI PREFERRED "I"	2.50	250.00		2.50	100.00	250.00	USD	-	-	100.00	-	-	-	100.00
BANQUE AUDI PREFERRED "J"	2.75	274.86		2.75	100.00	274.86	USD	-	-	99.95	-	-	-	99.95
BANK OF BEIRUT	17.75	333.63	50.47			948.79	USD	-	-	18.80	-	-	-	18.80
BANK OF BEIRUT PRIORITY	4.76	100.00				100.00	USD	-	-	21.00	-	-	-	21.00
BANK OF BEIRUT PREFERRED SHARES "H"	5.40	139.86		5.40	25.00	139.86	USD	-	-	25.90	-	-	-	25.90
BANK OF BEIRUT PREFERRED SHARES "I"	5.00	129.25		5.00	25.00	129.25	USD	-	-	25.85	-	-	-	25.85
BANK OF BEIRUT PREFERRED SHARES "J"	3.00	77.55		3.00	25.00	77.55	USD	-	-	25.85	-	-	-	25.85
BANK OF BEIRUT PREFERRED SHARES "K"	4.00	103.00		4.00	25.00	103.00	USD	-	-	25.75	-	-	-	25.75
BYBLOS BANK	565.52	904.82	565.52			904.82	USD	-	-	1.60	-	-	-	1.60
BYBLOS BANK GDR	1.31	105.38				105.38	USD	-	-	80.50	-	-	-	80.50
BYBLOS BANK PREFERRED SHARES 2008	2.00	204.20		2.00	100.00	204.20	USD	-	-	102.10	-	-	-	102.10
BYBLOS BANK PREFERRED SHARES 2009	2.00	206.00		2.00	96.00	206.00	USD	-	-	103.00	-	-	-	103.00
BQ.EUROPEENNE PR.M.O	51.40	60.14	62.00			72.54	USD	-	-	1.17	-	-	-	1.17
BQ.EUROPEENNE PR.M.O PREFERRED 20	0.35	36.16		0.35	100.00	36.16	USD	-	-	103.30	-	-	-	103.30
BLOM BANK GDR	73.90	951.04				951.04	USD	10,000	128,687	12.87	12.85	12.89	12.85	12.90
BLOM BANK	215.00	2580.00	215.00			2580.00	USD	-	-	12.00	-	-	-	12.00
RASAMNY-YOUNIS MOTORS CO	10.92	35.49	27.30			88.73	USD	-	-	3.25	-	-	-	3.25
HOLCIM Lban	19.52	302.11	19.52			302.11	USD	-	-	15.48	-	-	-	15.48
STE DES CIMENTS BLANCS N	9.00	23.04	3.00			7.68	USD	-	-	2.56	-	-	-	2.56

TOTAL EXECUTED	1,755.67	11,743.87	1,660.25	12,485.25	69,729	\$629,823
Official USD Closing	1507.5					

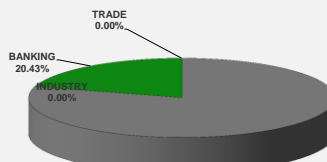
LEBANESE GLOBAL DEPOSITARY RECEIPTS	SHARES MM	BID \$	ASK \$	MID PRICE \$
BLOM BANK	73.90	12.70	12.80	12.75
BYBLOS BANK	1.31	76.50	0.00	0.00
AUDI BANK	116.24	5.85	5.95	5.90

STOCK INDEX	VALUE	PREVIOUS VALUE	% OF CHANGE
MARKET VALUE WEIGHTED INDEX	99.74	100.71	-0.96%
NUMBER OF TRANSACTIONS	36		

BEIRUT STOCK EXCHANGE DAILY TRADING VOLUME



BEIRUT STOCK EXCHANGE DAILY TRADING VALUE \$



Disclaimer: The Capital Markets Authority (CMA) publishes reports for general information purposes only. However, under no circumstances the CMA will accept any responsibility or liability in connection with the use of the information provided in these reports or on this website.

MATURITY	CURRENCY	ISSUED AMOUNT (MM)	OUTSTANDING AMOUNT (MM)	COUPON	ISSUE P.	BID\$	ASK\$	MID. P	YIELD	SPREAD	DURATION	CONVEXITY
Lebanon / 07-03-2018	USD	700.00	35.00	5.000	100.000	99.918	99.927	99.918	5.808	4.844	0.088	0.016
Lebanon / 27-05-2018	USD	200.00	10.00	5.000	100.000	99.866	99.896	99.866	5.387	4.000	0.306	0.187
Lebanon / 12-06-2018	USD	700.00	700.00	5.150	100.000	100.000	102.000	100.000	5.111	3.718	0.350	0.250
Lebanon / 12-11-2018	USD	1,025.00	1,025.00	5.150	100.000	99.980	101.380	99.980	5.166	3.287	0.741	0.918
Lebanon / 28-11-2018	EUR	445.00	445.00	5.350	100.000	101.125	102.125	101.125	3.880	4.483	0.790	1.248
Lebanon / 23-04-2019	USD	500.00	500.00	6.750	100.000	100.000	100.500	100.000	5.492	3.611	1.147	1.900
Lebanon / 20-05-2019	USD	650.00	650.00	6.000	100.000	100.600	101.100	100.600	5.504	3.619	1.216	2.100
Lebanon / 28-11-2019	USD	1,500.00	1,500.00	5.450	100.000	99.650	100.300	99.650	5.650	3.509	1.690	3.758
Lebanon / 09-03-2020	USD	1,200.00	1,200.00	6.375	100.000	100.850	101.850	100.850	5.934	3.796	1.892	4.693
Lebanon / 14-04-2020	USD	700.00	700.00	5.800	100.000	99.750	100.250	99.750	5.918	3.772	1.997	5.136
Lebanon / 19-06-2020	USD	600.00	600.00	6.150	100.000	100.375	101.375	100.375	5.974	3.825	2.166	5.930
Lebanon / 12-04-2021	USD	2,092.47	2,092.47	8.250	100.000	106.500	107.250	106.500	5.974	3.676	2.733	9.440
Lebanon / 27-05-2021	USD	500.00	500.00	6.250	100.000	100.125	100.875	100.125	6.214	3.673	3.691	16.550
Lebanon / 04-10-2022	USD	1,540.00	1,540.00	6.100	100.000	100.000	100.650	100.000	6.099	3.558	3.955	18.991
Lebanon / 27-01-2023	USD	1,100.00	1,100.00	6.000	100.000	99.050	100.100	99.050	6.224	3.684	4.240	21.540
Lebanon / 26-05-2023	USD	500.00	500.00	6.400	100.000	99.250	100.000	99.250	6.567	4.026	4.387	23.430
Lebanon / 22-04-2024	USD	700.00	700.00	6.650	100.000	100.125	100.875	100.125	6.622	3.939	4.938	30.100
Lebanon / 04-11-2024	USD	500.00	538.47	6.250	100.000	97.750	98.500	97.750	6.667	3.982	5.332	34.985
Lebanon / 03-12-2024	USD	250.00	250.00	7.000	100.000	101.500	102.250	101.500	6.720	4.035	5.317	35.000
Lebanon / 26-02-2025	USD	800.00	800.00	6.200	100.000	97.600	97.850	97.600	6.630	3.947	5.468	37.303
Lebanon / 12-06-2025	USD	800.00	800.00	6.250	100.000	96.875	98.875	96.875	6.795	4.112	5.745	40.560
Lebanon / 27-11-2026	USD	1,600.00	1,600.00	6.600	100.000	98.250	98.950	98.250	6.866	4.128	6.501	53.242
Lebanon / 23-03-2027	USD	1,250.00	1,250.00	6.850	100.000	98.875	99.875	98.875	7.017	4.276	6.534	54.941
Lebanon / 29-11-2027	USD	1,000.00	1,000.00	6.750	100.000	97.880	99.380	97.880	7.051	4.309	6.984	62.430
Lebanon / 20-03-2028	USD	700.00	700.00	7.000	100.000	98.500	99.500	98.500	7.210	4.484	7.047	64.300
Lebanon / 03-11-2028	USD	500.00	893.20	6.650	100.000	95.750	96.750	95.750	7.223	4.479	7.386	71.083
Lebanon / 25-05-2029	USD	1,000.00	1,000.00	6.850	100.000	96.500	97.500	96.500	7.308	4.566	7.614	76.120
Lebanon / 26-02-2030	USD	1,400.00	1,400.00	6.650	100.000	94.500	95.500	94.500	7.345	4.598	7.838	82.761
Lebanon / 22-04-2031	USD	300.00	300.00	7.000	100.000	96.625	97.625	96.625	7.403	4.659	8.281	93.490
Lebanon / 20-11-2031	USD	1,000.00	1,000.00	7.150	100.000	98.000	99.000	98.000	7.382	4.654	8.508	99.140
Lebanon / 23-03-2032	USD	1,000.00	1,000.00	7.000	100.000	95.750	96.750	95.750	7.491	4.748	8.540	101.501
Lebanon / 02-11-2035	USD	600.00	600.00	7.050	100.000	95.375	96.375	95.375	7.525	4.780	9.683	136.300
Lebanon / 23-03-2037	USD	750.00	750.00	7.250	100.000	96.375	97.375	96.375	7.611	4.870	9.848	145.505
TOTAL PUBLIC SECTOR EUROBONDS		28,211.717	27,788.38									

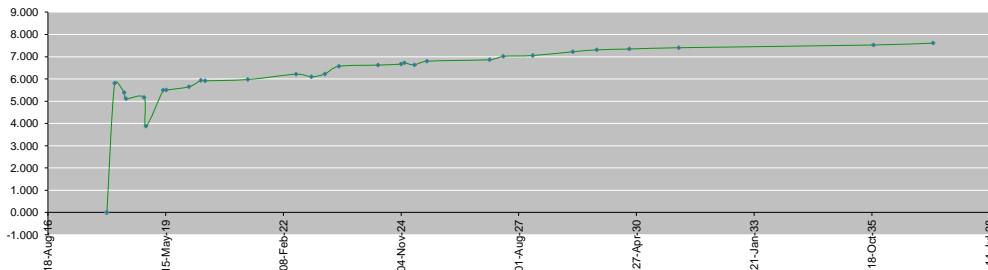
EURO CDS
Not Available

LEBANESE PRIVATE SECTOR EUROBONDS												
MATURITY	SIZE MM	TYPE	COUPON	ISSUE P.	BID \$	ASK \$	MID. P	YIELD	SPREAD	DURATION	CONVEXITY	
BANK BYBLOS S.A.L/21-06-2021	USD 300	Note	7	100	99.87	100.16	99.87	7.04	4.74	2.95	10.70	

World Yields in Native Terms	O/N	3 Months	6 Months	9 Months	1 Year	2 Years	3 Years	5 Years	7 Years	10 Years	30 Years
EUR	-	-0.68	-0.68	-0.60	-0.60	-0.53	-0.36	0.01	0.29	0.72	1.36
U.S.A	-	1.46	1.66	--	1.90	2.16	2.31	2.54	2.68	2.74	2.97
U.K	-	0.31	0.45	--	0.41	0.66	0.78	1.03	1.24	1.54	1.95
Japan	-	-0.14	-0.11	-0.11	-0.12	-0.13	-0.08	-0.07	0.01	0.10	0.82

Libor	USD	EUR	JPY	GBP	Spot Rates	Bid	Ask
1 Months	1.58	-0.41	-0.04	0.49	Lebanese Pound	1510.00	1521.00
2 Months	1.66	-0.39	-0.05	0.51	Euro	1.25	1.2457
3 Months	1.78	-0.38	-0.04	0.52	British Sterling Pound	1.42	1.4232
6 Months	1.97	-0.34	0.02	0.60	Japanese Yen	109.58	109.5900
1 Year	2.27	-0.26	0.11	0.80	Gold	1339.76	1340.53

Lebanese Republic USD Eurobonds Yield Curve



Disclaimer: The Capital Markets Authority (CMA) publishes reports for general information purposes only. However, under no circumstances the CMA will accept any responsibility or liability in connection with the use of the information provided in these reports or on this website.

Contact us by email: research@cma.gov.lb