

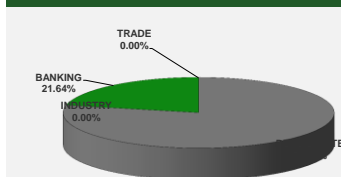
LISTED COMPANIES	LISTED SHARES	MARKET CAP.	TOTAL ORDINARY SHARES	PREFERRED SHARES	PREFERRED SHARES ISSUE PRICE	TOTAL MARKET CAP.	CUR.	TRADED VOLUME	TRADED VALUE	CLOSING PRICE	OPEN PRICE	HIGH PRICE	LOW PRICE	PREVIOUS PRICE
	(MM)	(MM \$)	(MM)	(MM)	USD	(MM \$)			USD					
SOLIDERE A	100.00	850	100.00			850.00	USD	27,427	231,939	8.50	8.70	8.70	8.36	8.48
SOLIDERE B	65.00	549.25	65.00			549.25	USD	3,353	28,318	8.45	8.26	8.50	8.26	8.48
BQ.LIB. POUR LE COMMERCE	71.03	66.06	152.70			142.01	USD	-	-	0.93	-	-	-	0.93
BQ.LIB. POUR LE COMMERCE PEF. "B"	0.55	55.00		0.55		55.00	USD	-	-	100.00	-	-	-	100.00
BQ.LIB. POUR LE COMMERCE PEF. "C"	0.35	35.00		0.35		35.00	USD	-	-	100.00	-	-	-	100.00
BQ.LIB. POUR LE COMMERCE PEF. "D"	0.75	75.75		0.75		75.75	USD	-	-	101.00	-	-	-	101.00
BANQUE AUDI	399.75	2358.52	399.75			2358.52	USD	-	-	5.90	-	-	-	5.90
BANQUE AUDI GDR	119.92	707.56				707.56	USD	5,000	29,500	5.90	5.90	5.90	5.90	5.94
BANQUE AUDI PREFERRED "G"	1.50	150.45		1.50	100.00	150.45	USD	-	-	100.30	-	-	-	100.30
BANQUE AUDI PREFERRED "H"	0.75	75.00		0.75	100.00	75.00	USD	-	-	100.00	-	-	-	100.00
BANQUE AUDI PREFERRED "I"	2.50	250.00		2.50	100.00	250.00	USD	-	-	100.00	-	-	-	100.00
BANQUE AUDI PREFERRED "J"	2.75	274.86		2.75	100.00	274.86	USD	-	-	99.95	-	-	-	99.95
BANK OF BEIRUT	17.75	333.63	50.47			948.79	USD	-	-	18.80	-	-	-	18.80
BANK OF BEIRUT PRIORITY	4.76	100.00				100.00	USD	-	-	21.00	-	-	-	21.00
BANK OF BEIRUT PREFERRED SHARES "H"	5.40	139.86		5.40	25.00	139.86	USD	-	-	25.90	-	-	-	25.90
BANK OF BEIRUT PREFERRED SHARES "I"	5.00	129.25		5.00	25.00	129.25	USD	600	15,510	25.85	25.85	25.85	25.85	25.85
BANK OF BEIRUT PREFERRED SHARES "J"	3.00	77.55		3.00	25.00	77.55	USD	-	-	25.85	-	-	-	25.85
BANK OF BEIRUT PREFERRED SHARES "K"	4.00	103.00		4.00	25.00	103.00	USD	-	-	25.75	-	-	-	25.75
BYBLOS BANK	565.52	904.82	565.52			904.82	USD	-	-	1.60	-	-	-	1.60
BYBLOS BANK GDR	1.31	105.38				105.38	USD	-	-	80.50	-	-	-	80.50
BYBLOS BANK PREFERRED SHARES 2008	2.00	204.20		2.00	100.00	204.20	USD	-	-	102.10	-	-	-	102.10
BYBLOS BANK PREFERRED SHARES 2009	2.00	206.00		2.00	96.00	206.00	USD	-	-	103.00	-	-	-	103.00
BQ.EUROPEENNE PR.M.O	51.40	60.14	62.00			72.54	USD	-	-	1.17	-	-	-	1.17
BQ.EUROPEENNE PR.M.O PREFERRED 20	0.35	36.16		0.35	100.00	36.16	USD	-	-	103.30	-	-	-	103.30
BLOM BANK GDR	73.90	942.17				942.17	USD	2,900	36,970	12.75	12.80	12.80	12.70	12.87
BLOM BANK	215.00	2580.00	215.00			2580.00	USD	-	-	12.00	-	-	-	12.00
RASAMNY-YOUNIS MOTORS CO	10.92	35.49	27.30			88.73	USD	-	-	3.25	-	-	-	3.25
HOLCIM Lban	19.52	302.11	19.52			302.11	USD	-	-	15.48	-	-	-	15.48
STE DES CIMENTS BLANCS N	9.00	23.04	3.00			7.68	USD	-	-	2.56	-	-	-	2.56

TOTAL EXECUTED	1,755.67	11,730.25	1,660.25	12,471.64	39,280	\$342,237
Official USD Closing	1507.5					

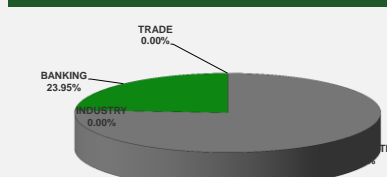
LEBANESE GLOBAL DEPOSITARY RECEIPTS	SHARES MM	BID \$	ASK \$	MID PRICE \$
BLOM BANK	73.90	12.70	12.90	12.80
BYBLOS BANK	1.31	76.50	0.00	0.00
AUDI BANK	116.24	5.90	5.95	5.93

STOCK INDEX	VALUE	PREVIOUS VALUE	% OF CHANGE
MARKET VALUE WEIGHTED INDEX	99.67	99.74	-0.08%
NUMBER OF TRANSACTIONS	24		

BEIRUT STOCK EXCHANGE DAILY TRADING VOLUME



BEIRUT STOCK EXCHANGE DAILY TRADING VALUE \$



Disclaimer: The Capital Markets Authority (CMA) publishes reports for general information purposes only. However, under no circumstances the CMA will accept any responsibility or liability in connection with the use of the information provided in these reports or on this website.

MATURITY	CURRENCY	ISSUED AMOUNT (MM)	OUTSTANDING AMOUNT (MM)	COUPON	ISSUE P.	BID\$	ASK\$	MID. P	YIELD	SPREAD	DURATION	CONVEXITY
Lebanon / 07-03-2018	USD	700.00	35.00	5.000	100.000	99.918	99.926	99.918	5.836	4.868	0.086	0.015
Lebanon / 27-05-2018	USD	200.00	10.00	5.000	100.000	99.861	99.891	99.861	5.406	4.006	0.303	0.184
Lebanon / 12-06-2018	USD	700.00	700.00	5.150	100.000	100.000	102.000	100.000	5.110	3.692	0.347	0.240
Lebanon / 12-11-2018	USD	1,025.00	1,025.00	5.150	100.000	99.970	100.340	99.970	5.179	3.306	0.736	0.907
Lebanon / 28-11-2018	EUR	445.00	445.00	5.350	100.000	101.000	102.000	101.000	4.031	4.665	0.787	1.237
Lebanon / 23-04-2019	USD	500.00	500.00	6.750	100.000	99.900	100.400	99.900	5.578	3.698	1.143	1.890
Lebanon / 20-05-2019	USD	650.00	650.00	6.000	100.000	100.450	101.440	100.450	5.625	3.732	1.214	2.100
Lebanon / 28-11-2019	USD	1,500.00	1,500.00	5.450	100.000	99.660	100.050	99.660	5.645	3.478	1.686	3.745
Lebanon / 09-03-2020	USD	1,200.00	1,200.00	6.375	100.000	100.770	102.090	100.770	5.974	3.811	1.890	4.683
Lebanon / 14-04-2020	USD	700.00	700.00	5.800	100.000	99.700	100.050	99.700	5.943	3.800	1.993	5.120
Lebanon / 19-06-2020	USD	600.00	600.00	6.150	100.000	100.500	101.500	100.500	5.917	3.762	2.164	5.920
Lebanon / 12-04-2021	USD	2,092.47	2,092.47	8.250	100.000	106.450	107.450	106.450	5.990	3.680	2.731	9.430
Lebanon / 27-05-2022	USD	500.00	500.00	6.250	100.000	100.000	100.750	100.000	6.247	3.688	3.688	16.530
Lebanon / 04-10-2022	USD	1,540.00	1,540.00	6.100	100.000	99.850	100.900	99.850	6.136	3.582	3.953	18.972
Lebanon / 27-01-2023	USD	1,100.00	1,100.00	6.000	100.000	99.000	100.000	99.000	6.236	3.679	4.237	21.510
Lebanon / 26-05-2023	USD	500.00	500.00	6.400	100.000	99.000	99.750	99.000	6.624	4.064	4.382	23.380
Lebanon / 22-04-2024	USD	700.00	700.00	6.650	100.000	100.220	101.510	100.220	6.604	3.869	4.939	30.110
Lebanon / 04-11-2024	USD	500.00	538.47	6.250	100.000	97.600	98.940	97.600	6.696	3.926	5.332	34.973
Lebanon / 03-12-2024	USD	250.00	250.00	7.000	100.000	101.000	102.050	101.000	6.812	4.099	5.310	34.926
Lebanon / 26-02-2025	USD	800.00	800.00	6.200	100.000	97.150	97.890	97.150	6.713	3.997	5.462	37.244
Lebanon / 12-06-2025	USD	800.00	800.00	6.250	100.000	96.750	98.750	96.750	6.818	4.095	5.740	40.510
Lebanon / 27-11-2026	USD	1,600.00	1,600.00	6.600	100.000	97.950	98.050	97.950	6.913	4.129	6.488	53.080
Lebanon / 23-03-2027	USD	1,250.00	1,250.00	6.850	100.000	98.920	100.310	98.920	7.010	4.201	6.536	54.959
Lebanon / 29-11-2027	USD	1,000.00	1,000.00	6.750	100.000	97.650	98.960	97.650	7.084	4.301	6.975	62.310
Lebanon / 20-03-2028	USD	700.00	700.00	7.000	100.000	98.500	99.500	98.500	7.210	4.424	7.044	64.260
Lebanon / 03-11-2028	USD	500.00	893.20	6.650	100.000	95.540	96.960	95.540	7.253	4.450	7.383	71.042
Lebanon / 25-05-2029	USD	1,000.00	1,000.00	6.850	100.000	96.250	97.250	96.250	7.342	4.554	7.605	75.990
Lebanon / 26-02-2030	USD	1,400.00	1,400.00	6.650	100.000	94.450	95.700	94.450	7.351	4.568	7.838	82.749
Lebanon / 22-04-2031	USD	300.00	300.00	7.000	100.000	96.310	97.190	96.310	7.442	4.658	8.267	93.260
Lebanon / 20-11-2031	USD	1,000.00	1,000.00	7.150	100.000	98.000	99.000	98.000	7.382	4.594	8.505	99.090
Lebanon / 23-03-2032	USD	1,000.00	1,000.00	7.000	100.000	95.400	96.650	95.400	7.533	4.750	8.530	101.323
Lebanon / 02-11-2035	USD	600.00	600.00	7.050	100.000	95.300	96.110	95.300	7.533	4.748	9.673	136.089
Lebanon / 23-03-2037	USD	750.00	750.00	7.250	100.000	96.400	97.010	96.400	7.609	4.826	9.837	145.269
TOTAL PUBLIC SECTOR EUROBONDS		28,212.028	27,788.69									

EURO CDS

Not Available

LEBANESE PRIVATE SECTOR EUROBONDS

MATURITY	SIZE MM	TYPE	COUPON	Issue P.	BID \$	Ask \$	MID. P	YIELD	SPREAD	DURATION	CONVEXITY
BANK BYBLOS S.A/L/21-06-2021	USD 300	Note	7	100	99.72	100.01	99.72	7.09	4.74	2.94	10.67

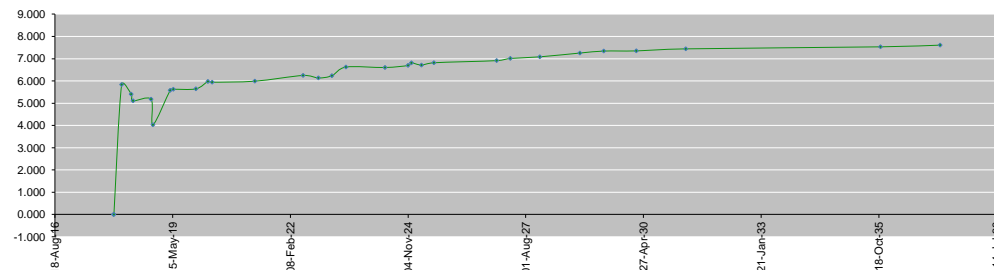
World Yields in Native Terms

	O/N	3 Months	6 Months	9 Months	1 Year	2 Years	3 Years	5 Years	7 Years	10 Years	30 Years
EUR	-	-0.69	-0.70	-0.60	-0.63	-0.54	-0.36	0.02	0.31	0.76	1.39
U.S.A	-	1.49	1.65	--	1.90	2.18	2.35	2.60	2.76	2.83	3.06
U.K	-	0.31	0.45	--	0.44	0.69	0.82	1.07	1.28	1.59	1.99
Japan	-	-0.11	-0.12	-0.12	-0.13	-0.13	-0.08	-0.08	0.00	0.09	0.82

Libor	USD	EUR	JPY	GBP
1 Months	1.58	-0.41	-0.04	0.50
2 Months	1.67	-0.39	-0.06	0.51
3 Months	1.79	-0.38	-0.04	0.52
6 Months	1.98	-0.34	0.01	0.61
1 Year	2.29	-0.26	0.11	0.81

Spot Rates	Bid	Ask
Lebanese Pound	1505.47	1516.05
Euro	1.25	1.2463
British Sterling Pound	1.42	1.4174
Japanese Yen	110.23	110.2600
Gold	1340.09	1340.21

Lebanese Republic USD Eurobonds Yield Curve



Disclaimer: The Capital Markets Authority (CMA) publishes reports for general information purposes only. However, under no circumstances the CMA will accept any responsibility or liability in connection with the use of the information provided in these reports or on this website.

Contact us by email: research@cma.gov.lb