

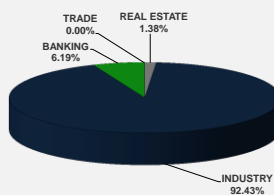
LISTED COMPANIES	LISTED SHARES	MARKET CAP.	TOTAL ORDINARY SHARES	PREFERRED SHARES	PREFERRED SHARES ISSUE PRICE	TOTAL MARKET CAP.	CUR.	TRADED VOLUME	TRADED VALUE	CLOSING PRICE	OPEN PRICE	HIGH PRICE	LOW PRICE	PREVIOUS PRICE
	(MM)	(MM \$)	(MM)	(MM)	USD	(MM \$)								
SOLIDERE A	100.00	845	100.00			845.00	USD	7,731	65,294	8.45	8.50	8.50	8.35	8.50
SOLIDERE B	65.00	540.80	65.00			540.80	USD	9,595	79,780	8.32	8.25	8.40	8.25	8.47
BQ.LIB. POUR LE COMMERCE	71.03	66.06	152.70			142.01	USD	-	-	0.93	-	-	-	0.93
BQ.LIB. POUR LE COMMERCE PREF. "B"	0.55	55.00		0.55		55.00	USD	-	-	100.00	-	-	-	100.00
BQ.LIB. POUR LE COMMERCE PREF. "C"	0.35	35.00		0.35		35.00	USD	-	-	100.00	-	-	-	100.00
BQ.LIB. POUR LE COMMERCE PREF. "D"	0.75	75.75		0.75		75.75	USD	200	20,200	101.00	101.00	101.00	101.00	101.00
BANQUE AUDI	399.75	2358.52	399.75			2358.52	USD	-	-	5.90	-	-	-	5.90
BANQUE AUDI GDR	119.92	695.56				695.56	USD	51,403	298,064	5.80	5.75	5.80	5.75	5.80
BANQUE AUDI PREFERRED "G"	1.50	150.45		1.50	100.00	150.45	USD	-	-	100.30	-	-	-	100.30
BANQUE AUDI PREFERRED "H"	0.75	75.00		0.75	100.00	75.00	USD	-	-	100.00	-	-	-	100.00
BANQUE AUDI PREFERRED "I"	2.50	249.88		2.50	100.00	249.88	USD	-	-	99.95	-	-	-	99.95
BANQUE AUDI PREFERRED "J"	2.75	274.86		2.75	100.00	274.86	USD	125	12,494	99.95	99.95	99.95	99.95	99.90
BANK OF BEIRUT	17.75	333.63	50.47			948.79	USD	-	-	18.80	-	-	-	18.80
BANK OF BEIRUT PRIORITY	4.76	100.00				100.00	USD	-	-	21.00	-	-	-	21.00
BANK OF BEIRUT PREFERRED SHARES "H"	5.40	139.86		5.40	25.00	139.86	USD	-	-	25.90	-	-	-	25.90
BANK OF BEIRUT PREFERRED SHARES "I"	5.00	130.00		5.00	25.00	130.00	USD	19,230	499,980	26.00	26.00	26.00	26.00	25.85
BANK OF BEIRUT PREFERRED SHARES "J"	3.00	78.00		3.00	25.00	78.00	USD	3,065	79,690	26.00	26.00	26.00	26.00	25.85
BANK OF BEIRUT PREFERRED SHARES "K"	4.00	103.00		4.00	25.00	103.00	USD	-	-	25.75	-	-	-	25.75
BYBLOS BANK	565.52	916.13	565.52			916.13	USD	500	810	1.62	1.62	1.62	1.62	1.60
BYBLOS BANK GDR	1.31	105.38				105.38	USD	-	-	80.50	-	-	-	80.50
BYBLOS BANK PREFERRED SHARES 2008	2.00	204.20		2.00	100.00	204.20	USD	-	-	102.10	-	-	-	102.10
BYBLOS BANK PREFERRED SHARES 2009	2.00	206.00		2.00	96.00	206.00	USD	-	-	103.00	-	-	-	103.00
BQ.EUROPEENNE PR.M.O	51.40	60.14	62.00			72.54	USD	-	-	1.17	-	-	-	1.17
BQ.EUROPEENNE PR.M.O PREFERRED 20	0.35	36.40		0.35	100.00	36.40	USD	-	-	104.00	-	-	-	104.00
BLOM BANK GDR	73.90	934.78				934.78	USD	3,000	37,950	12.65	12.65	12.65	12.65	12.65
BLOM BANK	215.00	2580.00	215.00			2580.00	USD	-	-	12.00	-	-	-	12.00
RASAMNY-YOUNIS MOTORS CO	10.92	35.49	27.30			88.73	USD	-	-	3.25	-	-	-	3.25
HOLCIM Lban	19.52	284.35	19.52			284.35	USD	1,109,523	16,165,750	14.57	14.57	14.57	14.57	14.56
STE DES CIMENTS BLANCS N	9.00	23.49	3.00			7.83	USD	49,004	127,900	2.61	2.61	2.61	2.61	2.56

<b>TOTAL EXECUTED</b>	<b>1,755.67</b>	<b>11,692.74</b>	<b>1,660.25</b>	<b>12,433.82</b>	<b>1,253,376</b>	<b>\$17,387,912</b>
Official USD Closing	1507.5					

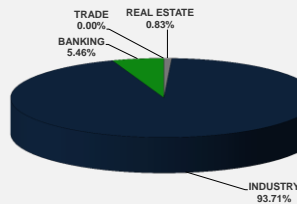
LEBANESE GLOBAL DEPOSITARY RECEIPTS	SHARES MM	BID \$	ASK \$	MID PRICE \$
BLOM BANK	73.90	12.50	12.70	12.60
BYBLOS BANK	1.31	76.50	0.00	0.00
AUDI BANK	116.24	5.70	5.80	5.75

STOCK INDEX	VALUE	PREVIOUS VALUE	% OF CHANGE
MARKET VALUE WEIGHTED INDEX	98.94	99.62	-0.68%
NUMBER OF TRANSACTIONS	21		

BEIRUT STOCK EXCHANGE DAILY TRADING VOLUME



BEIRUT STOCK EXCHANGE DAILY TRADING VALUE \$



**Disclaimer:** The Capital Markets Authority (CMA) publishes reports for general information purposes only. However, under no circumstances the CMA will accept any responsibility or liability in connection with the use of the information provided in these reports or on this website.

MATURITY	CURRENCY	ISSUED AMOUNT (MM)	OUTSTANDING AMOUNT (MM)	COUPON	ISSUE P.	BID\$	ASK\$	MID. P	YIELD	SPREAD	DURATION	CONVEXITY
Lebanon / 07-03-2018	USD	700.00	35.00	5.000	100.000	99.939	99.946	99.939	5.758	4.961	0.069	0.010
Lebanon / 27-05-2018	USD	200.00	10.00	5.000	100.000	99.888	99.916	99.888	5.334	3.876	0.287	0.165
Lebanon / 12-06-2018	USD	700.00	700.00	5.150	100.000	100.000	102.000	100.000	5.106	3.629	0.331	0.220
Lebanon / 12-11-2018	USD	1,025.00	1,025.00	5.150	100.000	99.980	101.250	99.980	5.166	3.285	0.722	0.881
Lebanon / 28-11-2018	EUR	445.00	445.00	5.350	100.000	101.000	102.000	101.000	4.002	4.597	0.771	1.190
Lebanon / 23-04-2019	USD	500.00	500.00	6.750	100.000	99.800	100.300	99.800	5.667	3.787	1.127	1.850
Lebanon / 20-05-2019	USD	650.00	650.00	6.000	100.000	100.770	101.390	100.770	5.358	3.470	1.199	2.050
Lebanon / 28-11-2019	USD	1,500.00	1,500.00	5.450	100.000	99.450	100.050	99.450	5.772	3.657	1.669	3.680
Lebanon / 09-03-2020	USD	1,200.00	1,200.00	6.375	100.000	100.740	101.940	100.740	5.987	3.880	1.873	4.612
Lebanon / 14-04-2020	USD	700.00	700.00	5.800	100.000	99.550	100.050	99.550	6.019	3.899	1.977	5.046
Lebanon / 19-06-2020	USD	600.00	600.00	6.150	100.000	100.250	101.250	100.250	6.030	3.915	2.147	5.840
Lebanon / 12-04-2021	USD	2,092.47	2,092.47	8.250	100.000	106.000	107.200	106.000	6.132	3.813	2.712	9.320
Lebanon / 27-05-2022	USD	500.00	500.00	6.250	100.000	99.625	100.625	99.625	6.348	3.770	3.670	16.380
Lebanon / 04-10-2022	USD	1,540.00	1,540.00	6.100	100.000	98.900	99.850	98.900	6.376	3.806	3.928	18.769
Lebanon / 27-01-2023	USD	1,100.00	1,100.00	6.000	100.000	98.160	99.490	98.160	6.438	3.867	4.215	21.320
Lebanon / 26-05-2023	USD	500.00	500.00	6.400	100.000	98.750	99.750	98.750	6.682	4.103	4.365	23.220
Lebanon / 22-04-2024	USD	700.00	700.00	6.650	100.000	99.810	100.500	99.810	6.685	3.927	4.915	29.870
Lebanon / 04-11-2024	USD	500.00	538.47	6.250	100.000	96.800	98.140	96.800	6.849	4.084	5.305	34.692
Lebanon / 03-12-2024	USD	250.00	250.00	7.000	100.000	100.087	100.984	100.087	6.981	4.215	5.282	34.622
Lebanon / 26-02-2025	USD	800.00	800.00	6.200	100.000	96.210	97.640	96.210	6.888	4.121	5.438	36.975
Lebanon / 12-06-2025	USD	800.00	800.00	6.250	100.000	96.375	98.375	96.375	6.886	4.150	5.719	40.260
Lebanon / 27-11-2026	USD	1,600.00	1,600.00	6.600	100.000	96.680	97.800	96.680	7.112	4.259	6.458	52.703
Lebanon / 23-03-2027	USD	1,250.00	1,250.00	6.850	100.000	97.800	98.730	97.800	7.181	4.333	6.495	54.432
Lebanon / 29-11-2027	USD	1,000.00	1,000.00	6.750	100.000	96.500	98.610	96.500	7.253	4.399	6.944	61.880
Lebanon / 20-03-2028	USD	700.00	700.00	7.000	100.000	98.500	99.500	98.500	7.210	4.379	7.028	64.030
Lebanon / 03-11-2028	USD	500.00	893.20	6.650	100.000	93.950	94.850	93.950	7.478	4.624	7.324	70.194
Lebanon / 25-05-2029	USD	1,000.00	1,000.00	6.850	100.000	95.250	96.250	95.250	7.479	4.617	7.564	75.380
Lebanon / 26-02-2030	USD	1,400.00	1,400.00	6.650	100.000	92.740	93.940	92.740	7.580	4.724	7.773	81.750
Lebanon / 22-04-2031	USD	300.00	300.00	7.000	100.000	95.060	95.940	95.060	7.597	4.742	8.212	92.360
Lebanon / 20-11-2031	USD	1,000.00	1,000.00	7.150	100.000	98.000	99.000	98.000	7.382	4.549	8.489	98.810
Lebanon / 23-03-2032	USD	1,000.00	1,000.00	7.000	100.000	93.300	94.650	93.300	7.790	4.937	8.443	99.835
Lebanon / 02-11-2035	USD	600.00	600.00	7.050	100.000	93.100	93.950	93.100	7.772	4.915	9.557	133.728
Lebanon / 23-03-2037	USD	750.00	750.00	7.250	100.000	94.150	95.450	94.150	7.845	4.991	9.725	142.886
<b>TOTAL PUBLIC SECTOR EUROBONDS</b>		<b>28,203.351</b>	<b>27,780.01</b>									

EURO CDS
Not Available

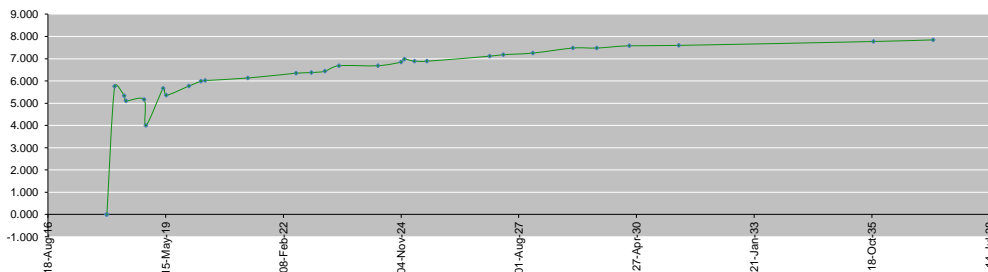
LEBANESE PRIVATE SECTOR EUROBONDS												
MATURITY	SIZE MM	TYPE	COUPON	Issue P.	BID \$	Ask \$	MID. P	YIELD	SPREAD	DURATION	CONVEXITY	
BANK BYBLOS S.A.L/21-06-2021	USD 300	Note	7	100	99.81	100.10	99.81	7.06	4.74	2.93	10.57	

World Yields in Native Terms	O/N	3 Months	6 Months	9 Months	1 Year	2 Years	3 Years	5 Years	7 Years	10 Years	30 Years
EUR	-	-0.69	-0.70	-0.60	-0.62	-0.55	-0.35	0.02	0.33	0.77	1.40
U.S.A	-	1.55	1.74	--	1.90	2.13	2.33	2.58	2.77	2.86	3.15
U.K	-	0.32	0.42	--	0.48	0.69	0.82	1.08	1.29	1.60	1.99
Japan	-	-0.11	-0.11	-0.12	-0.15	-0.15	-0.10	-0.08	-0.02	0.08	0.82

Libor	USD	EUR	JPY	GBP
1 Months	1.58	-0.40	-0.05	0.49
2 Months	1.67	-0.39	-0.07	0.51
3 Months	1.80	-0.38	-0.06	0.53
6 Months	2.00	-0.33	0.00	0.61
1 Year	2.29	-0.26	0.10	0.81

Spot Rates	Bid	Ask
Lebanese Pound	1510.00	1521.00
Euro	1.23	1.2271
British Sterling Pound	1.40	1.4026
Japanese Yen	109.67	109.6800
Gold	1314.03	1314.13

Lebanese Republic USD Eurobonds Yield Curve



Disclaimer: The Capital Markets Authority (CMA) publishes reports for general information purposes only. However, under no circumstances the CMA will accept any responsibility or liability in connection with the use of the information provided in these reports or on this website.

Contact us by email: [research@cma.gov.lb](mailto:research@cma.gov.lb)