

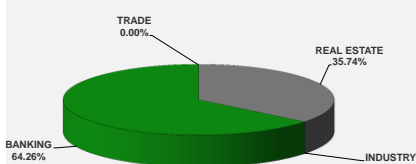
LISTED COMPANIES	LISTED SHARES	MARKET CAP.	TOTAL ORDINARY SHARES	PREFERRED SHARES	PREFERRED SHARES ISSUE PRICE	TOTAL MARKET CAP.	CUR.	TRADED VOLUME	TRADED VALUE	CLOSING PRICE	OPEN PRICE	HIGH PRICE	LOW PRICE	PREVIOUS PRICE
	(MM)	(MM \$)	(MM)	(MM)	USD	(MM \$)								
SOLIDERE A	100.00	830	100.00			830.00	USD	10,965	90,997	8.30	8.26	8.30	8.26	8.45
SOLIDERE B	65.00	534.30	65.00			534.30	USD	40,360	331,771	8.22	8.22	8.30	8.21	8.32
BQ.LIB. POUR LE COMMERCE	71.03	66.06	152.70			142.01	USD	-	-	0.93	-	-	-	0.93
BQ.LIB. POUR LE COMMERCE PREF. "B"	0.55	55.00		0.55		55.00	USD	-	-	100.00	-	-	-	100.00
BQ.LIB. POUR LE COMMERCE PREF. "C"	0.35	35.00		0.35		35.00	USD	-	-	100.00	-	-	-	100.00
BQ.LIB. POUR LE COMMERCE PREF. "D"	0.75	75.75		0.75		75.75	USD	-	-	101.00	-	-	-	101.00
BANQUE AUDI	399.75	2354.52	399.75			2354.52	USD	54,352	320,133	5.89	5.89	5.89	5.89	5.90
BANQUE AUDI GDR	119.92	695.56				695.56	USD	-	-	5.80	-	-	-	5.80
BANQUE AUDI PREFERRED "G"	1.50	150.45		1.50	100.00	150.45	USD	-	-	100.30	-	-	-	100.30
BANQUE AUDI PREFERRED "H"	0.75	75.00		0.75	100.00	75.00	USD	-	-	100.00	-	-	-	100.00
BANQUE AUDI PREFERRED "I"	2.50	249.88		2.50	100.00	249.88	USD	-	-	99.95	-	-	-	99.95
BANQUE AUDI PREFERRED "J"	2.75	274.86		2.75	100.00	274.86	USD	-	-	99.95	-	-	-	99.95
BANK OF BEIRUT	17.75	333.63	50.47			948.79	USD	-	-	18.80	-	-	-	18.80
BANK OF BEIRUT PRIORITY	4.76	100.00				100.00	USD	-	-	21.00	-	-	-	21.00
BANK OF BEIRUT PREFERRED SHARES "H"	5.40	139.86		5.40	25.00	139.86	USD	-	-	25.90	-	-	-	25.90
BANK OF BEIRUT PREFERRED SHARES "I"	5.00	130.00		5.00	25.00	130.00	USD	-	-	26.00	-	-	-	26.00
BANK OF BEIRUT PREFERRED SHARES "J"	3.00	78.00		3.00	25.00	78.00	USD	-	-	26.00	-	-	-	26.00
BANK OF BEIRUT PREFERRED SHARES "K"	4.00	103.00		4.00	25.00	103.00	USD	-	-	25.75	-	-	-	25.75
BYBLOS BANK	565.52	910.48	565.52			910.48	USD	21,875	35,219	1.61	1.61	1.61	1.61	1.62
BYBLOS BANK GDR	1.31	105.38				105.38	USD	-	-	80.50	-	-	-	80.50
BYBLOS BANK PREFERRED SHARES 2008	2.00	204.20		2.00	100.00	204.20	USD	-	-	102.10	-	-	-	102.10
BYBLOS BANK PREFERRED SHARES 2009	2.00	206.00		2.00	96.00	206.00	USD	-	-	103.00	-	-	-	103.00
BQ.EUROPEENNE PR.M.O	51.40	60.14	62.00			72.54	USD	-	-	1.17	-	-	-	1.17
BQ.EUROPEENNE PR.M.O PREFERRED 20	0.35	36.40		0.35	100.00	36.40	USD	-	-	104.00	-	-	-	104.00
BLOM BANK GDR	73.90	934.78				934.78	USD	-	-	12.65	-	-	-	12.65
BLOM BANK	215.00	2498.30	215.00			2498.30	USD	16,042	186,408	11.62	11.62	11.62	11.62	12.00
RASAMNY-YOUNIS MOTORS CO	10.92	35.49	27.30			88.73	USD	-	-	3.25	-	-	-	3.25
HOLCIM Lban	19.52	284.35	19.52			284.35	USD	-	-	14.57	-	-	-	14.57
STE DES CIMENTS BLANCS N	9.00	23.49	3.00			7.83	USD	-	-	2.61	-	-	-	2.61

<b>TOTAL EXECUTED</b>	<b>1,755.67</b>	<b>11,579.89</b>	<b>1,660.25</b>	<b>12,320.97</b>	<b>143,594</b>	<b>\$964,528</b>
Official USD Closing	1507.5					

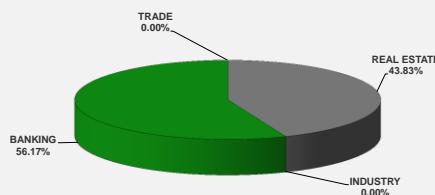
LEBANESE GLOBAL DEPOSITARY RECEIPTS	SHARES MM	BID \$	ASK \$	MID PRICE \$
BLOM BANK	73.90	11.60	12.50	12.05
BYBLOS BANK	1.31	76.50	0.00	0.00
AUDI BANK	116.24	5.65	5.75	5.70

STOCK INDEX	VALUE	PREVIOUS VALUE	% OF CHANGE
MARKET VALUE WEIGHTED INDEX	97.34	98.94	-1.62%
NUMBER OF TRANSACTIONS	11		

BEIRUT STOCK EXCHANGE DAILY TRADING VOLUME



BEIRUT STOCK EXCHANGE DAILY TRADING VALUE \$



**Disclaimer:** The Capital Markets Authority (CMA) publishes reports for general information purposes only. However, under no circumstances the CMA will accept any responsibility or liability in connection with the use of the information provided in these reports or on this website.

MATURITY	CURRENCY	ISSUED AMOUNT (MM)	OUTSTANDING AMOUNT (MM)	COUPON	ISSUE P.	BID\$	ASK\$	MID. P	YIELD	SPREAD	DURATION	CONVEXITY
Lebanon / 07-03-2018	USD	700.00	35.00	5.000	100.000	99.945	99.951	99.945	5.739	5.016	0.064	0.008
Lebanon / 27-05-2018	USD	200.00	10.00	5.000	100.000	99.898	99.926	99.898	5.305	3.825	0.282	0.159
Lebanon / 12-06-2018	USD	700.00	700.00	5.150	100.000	99.875	101.875	99.875	5.490	3.989	0.325	0.210
Lebanon / 12-11-2018	USD	1,025.00	1,025.00	5.150	100.000	99.875	100.125	99.875	5.312	3.423	0.714	0.863
Lebanon / 28-11-2018	EUR	445.00	445.00	5.350	100.000	101.000	102.000	101.000	3.993	4.620	0.766	1.174
Lebanon / 23-04-2019	USD	500.00	500.00	6.750	100.000	99.800	100.300	99.800	5.668	3.777	1.121	1.830
Lebanon / 20-05-2019	USD	650.00	650.00	6.000	100.000	100.375	100.875	100.375	5.680	3.785	1.191	2.030
Lebanon / 28-11-2019	USD	1,500.00	1,500.00	5.450	100.000	99.500	100.000	99.500	5.742	3.676	1.664	3.660
Lebanon / 09-03-2020	USD	1,200.00	1,200.00	6.375	100.000	100.320	100.730	100.320	6.205	4.135	1.863	4.568
Lebanon / 14-04-2020	USD	700.00	700.00	5.800	100.000	99.200	100.000	99.200	6.195	4.120	1.970	5.017
Lebanon / 19-06-2020	USD	600.00	600.00	6.150	100.000	99.875	100.875	99.875	6.204	4.113	2.139	5.800
Lebanon / 12-04-2021	USD	2,092.47	2,092.47	8.250	100.000	106.125	107.125	106.125	6.086	3.792	2.707	9.290
Lebanon / 27-05-2021	USD	500.00	500.00	6.250	100.000	99.625	100.625	99.625	6.348	3.792	3.664	16.340
Lebanon / 04-10-2022	USD	1,540.00	1,540.00	6.100	100.000	98.310	99.300	98.310	6.527	3.961	3.918	18.686
Lebanon / 27-01-2023	USD	1,100.00	1,100.00	6.000	100.000	97.360	98.690	97.360	6.633	4.066	4.202	21.210
Lebanon / 26-05-2023	USD	500.00	500.00	6.400	100.000	97.750	98.750	97.750	6.913	4.342	4.350	23.090
Lebanon / 22-04-2024	USD	700.00	700.00	6.650	100.000	98.410	99.470	98.410	6.968	4.198	4.896	29.680
Lebanon / 04-11-2024	USD	500.00	538.47	6.250	100.000	95.850	97.150	95.850	7.033	4.261	5.288	34.509
Lebanon / 03-12-2024	USD	250.00	250.00	7.000	100.000	99.250	100.143	99.250	7.138	4.360	5.266	34.456
Lebanon / 26-02-2025	USD	800.00	800.00	6.200	100.000	95.530	96.540	95.530	7.015	4.236	5.420	36.788
Lebanon / 12-06-2025	USD	800.00	800.00	6.250	100.000	94.875	96.875	94.875	7.159	4.388	5.694	39.980
Lebanon / 27-11-2026	USD	1,600.00	1,600.00	6.600	100.000	95.450	96.650	95.450	7.309	4.441	6.432	52.378
Lebanon / 23-03-2027	USD	1,250.00	1,250.00	6.850	100.000	96.000	97.000	96.000	7.461	4.583	6.456	53.948
Lebanon / 29-11-2027	USD	1,000.00	1,000.00	6.750	100.000	95.150	96.820	95.150	7.455	4.599	6.906	61.390
Lebanon / 20-03-2028	USD	700.00	700.00	7.000	100.000	97.000	98.000	97.000	7.426	4.575	6.991	63.530
Lebanon / 03-11-2028	USD	500.00	893.20	6.650	100.000	93.150	94.000	93.150	7.593	4.717	7.299	69.840
Lebanon / 25-05-2029	USD	1,000.00	1,000.00	6.850	100.000	94.250	95.250	94.250	7.617	4.790	7.537	74.970
Lebanon / 26-02-2030	USD	1,400.00	1,400.00	6.650	100.000	91.230	92.380	91.230	7.785	4.915	7.723	80.998
Lebanon / 22-04-2031	USD	300.00	300.00	7.000	100.000	93.060	93.940	93.060	7.852	4.978	8.144	91.250
Lebanon / 20-11-2031	USD	1,000.00	1,000.00	7.150	100.000	97.000	98.000	97.000	7.501	4.648	8.452	98.180
Lebanon / 23-03-2032	USD	1,000.00	1,000.00	7.000	100.000	92.150	93.400	92.150	7.933	5.068	8.395	99.022
Lebanon / 02-11-2035	USD	600.00	600.00	7.050	100.000	91.950	93.450	91.950	7.900	5.039	9.513	132.836
Lebanon / 23-03-2037	USD	750.00	750.00	7.250	100.000	92.900	94.250	92.900	7.979	5.111	9.657	141.431
<b>TOTAL PUBLIC SECTOR EUROBONDS</b>		<b>28,202.194</b>	<b>27,778.86</b>									

EURO CDS
Not Available

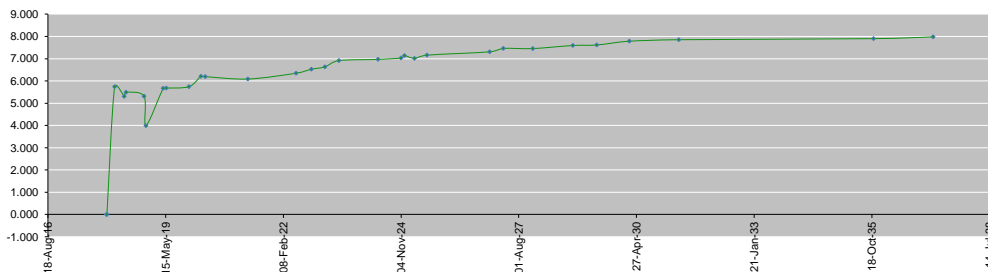
LEBANESE PRIVATE SECTOR EUROBONDS												
MATURITY	SIZE MM	TYPE	COUPON	Issue P.	BID \$	Ask \$	MID. P	YIELD	SPREAD	DURATION	CONVEXITY	
BANK BYBLOS S.A.L/21-06-2021	USD 300	Note	7	100	99.89	100.18	99.89	7.03	4.74	2.92	10.54	

World Yields in Native Terms	O/N	3 Months	6 Months	9 Months	1 Year	2 Years	3 Years	5 Years	7 Years	10 Years	30 Years
EUR	-	-0.69	-0.68	-0.61	-0.64	-0.58	-0.39	-0.01	0.31	0.76	1.35
U.S.A	-	1.58	1.76	--	1.91	2.08	2.30	2.56	2.76	2.86	3.14
U.K	-	0.31	0.45	--	0.46	0.69	0.82	1.09	1.31	1.61	1.98
Japan	-	-0.11	-0.11	-0.12	-0.15	-0.15	-0.10	-0.09	-0.02	0.07	0.81

Libor	USD	EUR	JPY	GBP
1 Months	1.58	-0.40	-0.05	0.50
2 Months	1.69	-0.39	-0.08	0.51
3 Months	1.82	-0.38	-0.07	0.54
6 Months	2.04	-0.33	0.00	0.64
1 Year	2.31	-0.25	0.10	0.85

Spot Rates	Bid	Ask
Lebanese Pound	1510.00	1521.00
Euro	1.22	1.2245
British Sterling Pound	1.38	1.3812
Japanese Yen	108.60	108.6200
Gold	1319.35	1319.47

Lebanese Republic USD Eurobonds Yield Curve



Disclaimer: The Capital Markets Authority (CMA) publishes reports for general information purposes only. However, under no circumstances the CMA will accept any responsibility or liability in connection with the use of the information provided in these reports or on this website.

Contact us by email: [research@cma.gov.lb](mailto:research@cma.gov.lb)