

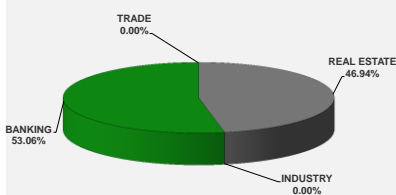
LISTED COMPANIES	LISTED SHARES	MARKET CAP.	TOTAL ORDINARY SHARES	PREFERRED SHARES	PREFERRED SHARES ISSUE PRICE	TOTAL MARKET CAP.	CUR.	TRADED VOLUME	TRADED VALUE	CLOSING PRICE	OPEN PRICE	HIGH PRICE	LOW PRICE	PREVIOUS PRICE
	(MM)	(MM \$)	(MM)	(MM)	USD	(MM \$)								
SOLIDERE A	100.00	846	100.00			846.00	USD	7,701	65,026	8.46	8.24	8.50	8.24	8.30
SOLIDERE B	65.00	549.90	65.00			549.90	USD	10,683	90,210	8.46	8.12	8.50	8.12	8.22
BQ.LIB. POUR LE COMMERCE	71.03	66.06	152.70			142.01	USD	-	-	0.93	-	-	-	0.93
BQ.LIB. POUR LE COMMERCE PEF. "B"	0.55	55.00		0.55		55.00	USD	-	-	100.00	-	-	-	100.00
BQ.LIB. POUR LE COMMERCE PEF. "C"	0.35	35.00		0.35		35.00	USD	-	-	100.00	-	-	-	100.00
BQ.LIB. POUR LE COMMERCE PEF. "D"	0.75	75.75		0.75		75.75	USD	-	-	101.00	-	-	-	101.00
BANQUE AUDI	399.75	2358.52	399.75			2358.52	USD	750	4,425	5.90	5.90	5.90	5.90	5.89
BANQUE AUDI GDR	119.92	711.15				711.15	USD	20	119	5.93	5.93	5.93	5.93	5.80
BANQUE AUDI PREFERRED "G"	1.50	150.45		1.50	100.00	150.45	USD	-	-	100.30	-	-	-	100.30
BANQUE AUDI PREFERRED "H"	0.75	75.00		0.75	100.00	75.00	USD	-	-	100.00	-	-	-	100.00
BANQUE AUDI PREFERRED "I"	2.50	249.88		2.50	100.00	249.88	USD	-	-	99.95	-	-	-	99.95
BANQUE AUDI PREFERRED "J"	2.75	274.86		2.75	100.00	274.86	USD	-	-	99.95	-	-	-	99.95
BANK OF BEIRUT	17.75	333.63	50.47			948.79	USD	-	-	18.80	-	-	-	18.80
BANK OF BEIRUT PRIORITY	4.76	100.00				100.00	USD	-	-	21.00	-	-	-	21.00
BANK OF BEIRUT PREFERRED SHARES "H"	5.40	139.86		5.40	25.00	139.86	USD	-	-	25.90	-	-	-	25.90
BANK OF BEIRUT PREFERRED SHARES "I"	5.00	130.00		5.00	25.00	130.00	USD	-	-	26.00	-	-	-	26.00
BANK OF BEIRUT PREFERRED SHARES "J"	3.00	78.00		3.00	25.00	78.00	USD	-	-	26.00	-	-	-	26.00
BANK OF BEIRUT PREFERRED SHARES "K"	4.00	103.00		4.00	25.00	103.00	USD	-	-	25.75	-	-	-	25.75
BYBLOS BANK	565.52	916.13	565.52			916.13	USD	10,000	16,200	1.62	1.62	1.62	1.62	1.61
BYBLOS BANK GDR	1.31	105.38				105.38	USD	-	-	80.50	-	-	-	80.50
BYBLOS BANK PREFERRED SHARES 2008	2.00	204.20		2.00	100.00	204.20	USD	-	-	102.10	-	-	-	102.10
BYBLOS BANK PREFERRED SHARES 2009	2.00	206.00		2.00	96.00	206.00	USD	-	-	103.00	-	-	-	103.00
BQ.EUROPEENNE PR.M.O	51.40	60.14	62.00			72.54	USD	-	-	1.17	-	-	-	1.17
BQ.EUROPEENNE PR.M.O PREFERRED 20	0.35	36.40		0.35	100.00	36.40	USD	-	-	104.00	-	-	-	104.00
BLOM BANK GDR	73.90	942.17				942.17	USD	210	2,678	12.75	12.75	12.75	12.75	12.65
BLOM BANK	215.00	2580.00	215.00			2580.00	USD	9,800	117,600	12.00	12.00	12.00	12.00	11.62
RASAMNY-YOUNIS MOTORS CO	10.92	35.49	27.30			88.73	USD	-	-	3.25	-	-	-	3.25
HOLCIM Lban	19.52	284.35	19.52			284.35	USD	-	-	14.57	-	-	-	14.57
STE DES CIMENTS BLANCS N	9.00	23.49	3.00			7.83	USD	-	-	2.61	-	-	-	2.61

TOTAL EXECUTED	1,755.67	11,725.82	1,660.25	12,466.90	39,164	\$296,258
Official USD Closing	1507.5					

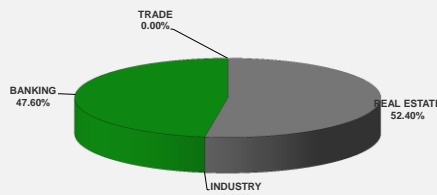
LEBANESE GLOBAL DEPOSITARY RECEIPTS	SHARES MM	BID \$	ASK \$	MID PRICE \$
BLOM BANK	73.90	11.60	12.50	12.05
BYBLOS BANK	1.31	76.50	0.00	0.00
AUDI BANK	116.24	5.70	5.85	5.78

STOCK INDEX	VALUE	PREVIOUS VALUE	% OF CHANGE
MARKET VALUE WEIGHTED INDEX	99.54	97.34	2.25%
NUMBER OF TRANSACTIONS	32		

BEIRUT STOCK EXCHANGE DAILY TRADING VOLUME



BEIRUT STOCK EXCHANGE DAILY TRADING VALUE \$



Disclaimer: The Capital Markets Authority (CMA) publishes reports for general information purposes only. However, under no circumstances the CMA will accept any responsibility or liability in connection with the use of the information provided in these reports or on this website.

MATURITY	CURRENCY	ISSUED AMOUNT (MM)	OUTSTANDING AMOUNT (MM)	COUPON	ISSUE P.	BID\$	ASK\$	MID. P	YIELD	SPREAD	DURATION	CONVEXITY
Lebanon / 07-03-2018	USD	700.00	35.00	5.000	100.000	99.944	99.950	99.944	5.793	5.050	0.061	0.007
Lebanon / 27-05-2018	USD	200.00	10.00	5.000	100.000	99.889	99.917	99.889	5.340	3.827	0.279	0.156
Lebanon / 12-06-2018	USD	700.00	700.00	5.150	100.000	99.875	101.875	99.875	5.492	3.934	0.322	0.210
Lebanon / 12-11-2018	USD	1,025.00	1,025.00	5.150	100.000	99.790	101.080	99.790	5.431	3.519	0.713	0.863
Lebanon / 28-11-2018	EUR	445.00	445.00	5.350	100.000	101.000	102.000	101.000	3.988	4.626	0.763	1.166
Lebanon / 23-04-2019	USD	500.00	500.00	6.750	100.000	99.250	100.250	99.250	6.155	4.242	1.117	1.820
Lebanon / 20-05-2019	USD	650.00	650.00	6.000	100.000	100.125	101.125	100.125	5.887	3.969	1.188	2.020
Lebanon / 28-11-2019	USD	1,500.00	1,500.00	5.450	100.000	99.100	99.675	99.100	5.983	3.900	1.659	3.641
Lebanon / 09-03-2020	USD	1,200.00	1,200.00	6.375	100.000	100.330	101.340	100.330	6.200	4.121	1.862	4.565
Lebanon / 14-04-2020	USD	700.00	700.00	5.800	100.000	99.250	100.250	99.250	6.171	4.091	1.968	5.009
Lebanon / 19-06-2020	USD	600.00	600.00	6.150	100.000	99.875	100.875	99.875	6.204	4.121	2.136	5.790
Lebanon / 12-04-2021	USD	2,092.47	2,092.47	8.250	100.000	105.350	106.250	105.350	6.349	4.047	2.699	9.240
Lebanon / 27-05-2021	USD	500.00	500.00	6.250	100.000	98.625	99.625	98.625	6.621	4.076	3.654	16.260
Lebanon / 04-10-2022	USD	1,540.00	1,540.00	6.100	100.000	98.250	99.250	98.250	6.542	4.000	3.915	18.659
Lebanon / 27-01-2023	USD	1,100.00	1,100.00	6.000	100.000	97.250	98.250	97.250	6.660	4.112	4.197	21.170
Lebanon / 26-05-2023	USD	500.00	500.00	6.400	100.000	97.750	98.750	97.750	6.913	4.368	4.347	23.060
Lebanon / 22-04-2024	USD	700.00	700.00	6.650	100.000	98.000	99.000	98.000	7.052	4.306	4.888	29.600
Lebanon / 04-11-2024	USD	500.00	538.47	6.250	100.000	96.250	97.250	96.250	6.956	4.208	5.288	34.511
Lebanon / 03-12-2024	USD	250.00	250.00	7.000	100.000	99.500	100.500	99.500	7.091	4.343	5.267	34.465
Lebanon / 26-02-2025	USD	800.00	800.00	6.200	100.000	95.750	96.750	95.750	6.975	4.222	5.420	36.788
Lebanon / 12-06-2025	USD	800.00	800.00	6.250	100.000	95.000	97.000	95.000	7.136	4.385	5.693	39.960
Lebanon / 27-11-2026	USD	1,600.00	1,600.00	6.600	100.000	95.500	96.650	95.500	7.301	4.473	6.430	52.347
Lebanon / 23-03-2027	USD	1,250.00	1,250.00	6.850	100.000	95.750	96.750	95.750	7.501	4.666	6.448	53.853
Lebanon / 29-11-2027	USD	1,000.00	1,000.00	6.750	100.000	95.110	96.940	95.110	7.461	4.620	6.905	61.360
Lebanon / 20-03-2028	USD	700.00	700.00	7.000	100.000	97.000	98.000	97.000	7.426	4.580	6.988	63.490
Lebanon / 03-11-2028	USD	500.00	893.20	6.650	100.000	93.250	94.250	93.250	7.579	4.737	7.301	69.857
Lebanon / 25-05-2029	USD	1,000.00	1,000.00	6.850	100.000	94.250	95.250	94.250	7.617	4.790	7.537	74.970
Lebanon / 26-02-2030	USD	1,400.00	1,400.00	6.650	100.000	91.250	92.250	91.250	7.783	4.938	7.719	80.931
Lebanon / 22-04-2031	USD	300.00	300.00	7.000	100.000	93.000	94.000	93.000	7.860	5.019	8.141	91.200
Lebanon / 20-11-2031	USD	1,000.00	1,000.00	7.150	100.000	97.000	98.000	97.000	7.501	4.654	8.450	98.130
Lebanon / 23-03-2032	USD	1,000.00	1,000.00	7.000	100.000	92.375	93.375	92.375	7.905	5.065	8.396	99.036
Lebanon / 02-11-2035	USD	600.00	600.00	7.050	100.000	91.750	92.750	91.750	7.923	5.080	9.489	132.352
Lebanon / 23-03-2037	USD	750.00	750.00	7.250	100.000	92.500	93.500	92.500	8.023	5.182	9.625	140.739
TOTAL PUBLIC SECTOR EUROBONDS		28,206.288	27,782.95									

EURO CDS
Not Available

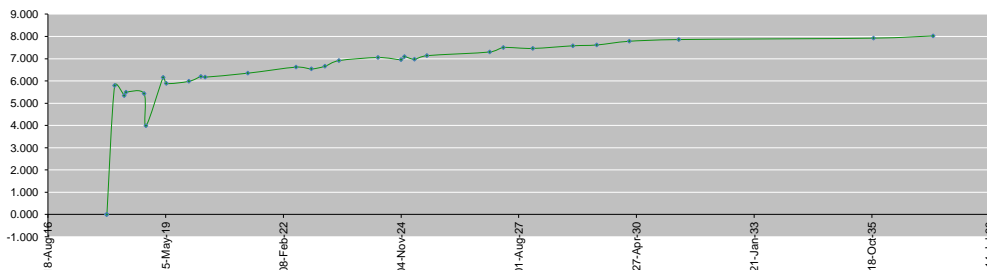
LEBANESE PRIVATE SECTOR EUROBONDS												
MATURITY	SIZE MM	TYPE	COUPON	Issue P.	BID \$	Ask \$	MID. P	YIELD	SPREAD	DURATION	CONVEXITY	
BANK BYBLOS S.A.L/21-06-2021	USD 300	Note	7	100	99.86	100.15	99.86	7.05	4.74	2.92	10.53	

World Yields in Native Terms	O/N	3 Months	6 Months	9 Months	1 Year	2 Years	3 Years	5 Years	7 Years	10 Years	30 Years
EUR	-	-0.69	-0.68	-0.60	-0.64	-0.58	-0.40	-0.03	0.30	0.74	1.37
U.S.A	-	1.60	1.81	--	1.93	2.09	2.32	2.55	2.75	2.85	3.13
U.K	-	0.33	0.46	--	0.47	0.70	0.83	1.10	1.31	1.60	1.98
Japan	-	-0.14	-0.13	-0.12	-0.15	-0.15	-0.10	-0.09	-0.02	0.07	0.80

Libor	USD	EUR	JPY	GBP
1 Months	1.59	-0.40	-0.06	0.49
2 Months	1.70	-0.39	-0.08	0.51
3 Months	1.83	-0.38	-0.07	0.54
6 Months	2.05	-0.33	0.00	0.64
1 Year	2.32	-0.25	0.10	0.85

Spot Rates	Bid	Ask
Lebanese Pound	1505.50	1510.50
Euro	1.23	1.2344
British Sterling Pound	1.39	1.3865
Japanese Yen	107.64	107.6800
Gold	1326.28	1326.43

Lebanese Republic USD Eurobonds Yield Curve



Disclaimer: The Capital Markets Authority (CMA) publishes reports for general information purposes only. However, under no circumstances the CMA will accept any responsibility or liability in connection with the use of the information provided in these reports or on this website.

Contact us by email: research@cma.gov.lb